

OTCQX: BLEVF

CNSX: BE

Formed by nature,
perfected by science.

We're bridging science and tradition
to bring you remarkable cannabis products.



who we are

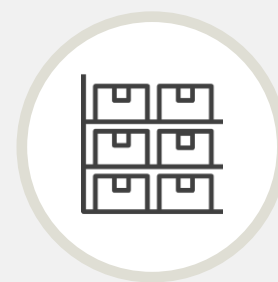


Product Development Built on Research

Dedicated R&D Team focused on developing products to capitalize on concentrates and edibles when allowed in 2019

Proprietary extraction and processing techniques (patent pending)

Collaboration with academic institutions



Production Capacity

Funded production capacity projected to be in excess of 150,000 kg/yr

Funded footprint totalling 1,636,000 sq ft of indoor and greenhouse

Facilities strategically located across Canada and abroad



Sales and Distribution

Provincial supply agreements with access to over 55% of the Canadian population

Strategy to capitalize on international opportunities, sales and distribution

In negotiations for supply agreements with major markets in Europe




Retail Expansion

Retail channel providing province-wide access to the Saskatchewan market

Pre-qualified by the Manitoba government for retail locations on Manitoba

Capability to offer retail at flagship facility in London, Ontario with further franchise opportunities being explored

production capacity



production capacity phases

Hamilton, ON

The first property in the Beleave portfolio, the Hamilton facility continues to be the hub of operations for extraction, packaging, and distribution.

GMP/ISO Certified:
Anticipated in early 2019

Certification will facilitate international distribution

London, ON

Existing greenhouse to be retrofitted with 250,000 sq ft of space on an 85 acre property.

Phase 1
Completed by Q1 2019 Greenhouse 150,000 sq ft

Phase 2
Completed by Q2 2019 Greenhouse 100,000 sq ft

Phase 3
Completed by Q2 2019 Outdoor 600,000 sq ft

Total London Capacity
Greenhouse: 18,000 kg/year Outdoor: 36,000 kg/year

British Columbia

Ten indoor growing facilities jointly-designed by Beleave and Kannavis Biotech Corp., on a 50/50 operating expenditure and revenue partnership.

Phase 1
Completed by Q3 2019
Indoor - Abbotsford 87,600 sq ft
Indoor - Chilliwack: 87,600 sq ft

Phase 2
Completed by Q1 2020
Indoor Abbotsford 700,800 sq ft

Total BC Capacity
Indoor: 135,900kg/year

leadership team



Andrew T. Wnek

CA, CPA, B.COMM, MBA
Chief Executive Officer, Director

Andrew offers significant retail, oil and gas, and not-for-profit industry experience translated from a robust twenty-one year career, including leading large multi-layered projects with corporate giant, Canadian Tire. His vision for Beleave is coming to fruition with a powerhouse team in motion.

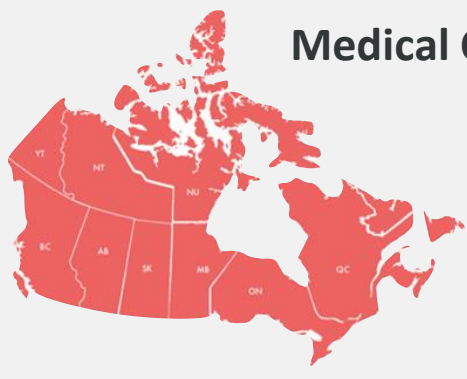


Bojan Krasic

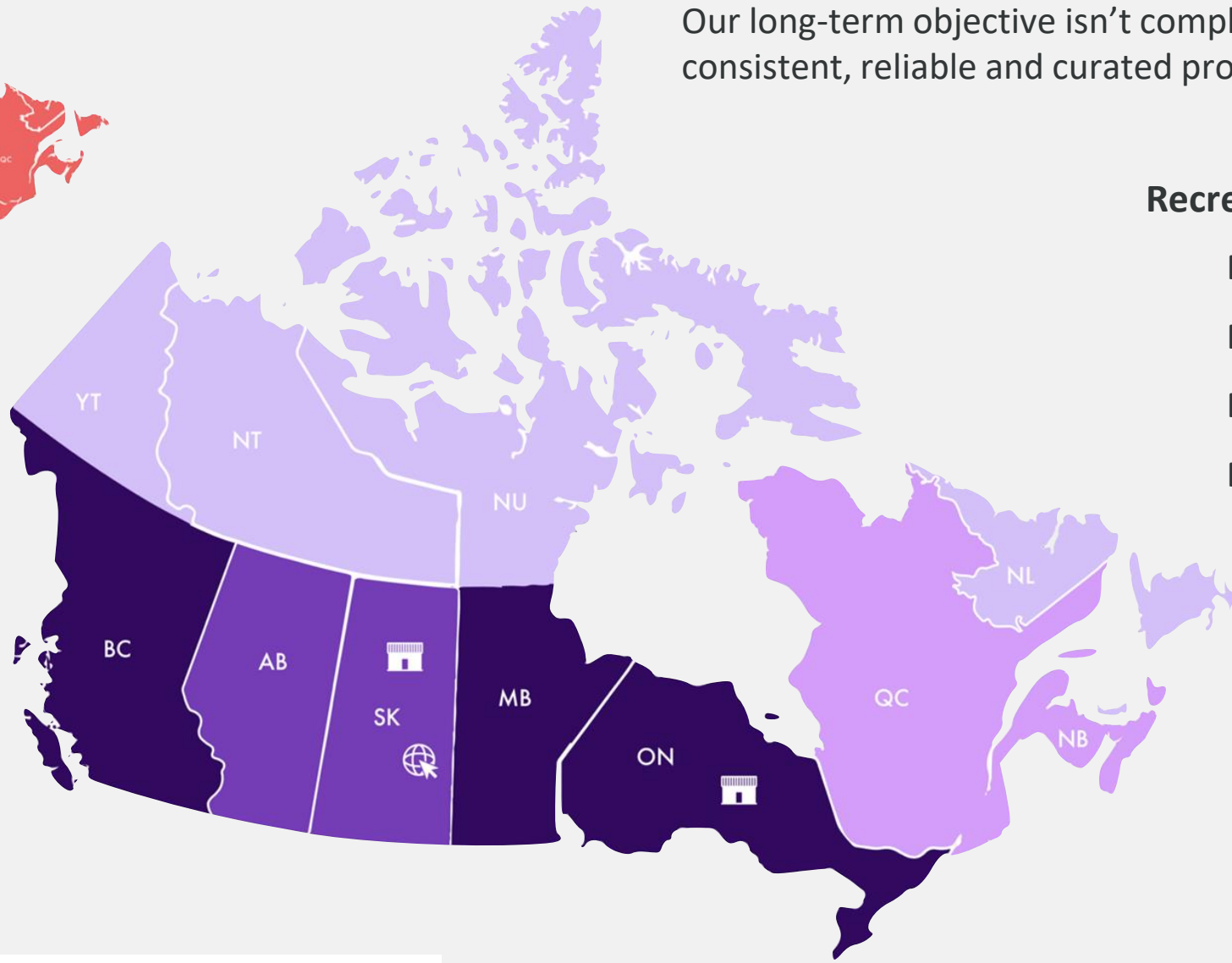
MIM
President, Chief Financial Officer, Director

With well over a decade of career development, Bojan offers wide ranging financial expertise built with Thomas Weisel Partners Canada Inc., Stifel Nicolaus Canada Inc., and later serving as CEO of Terrella Capital.

sales & distribution - domestic



Medical Country-Wide



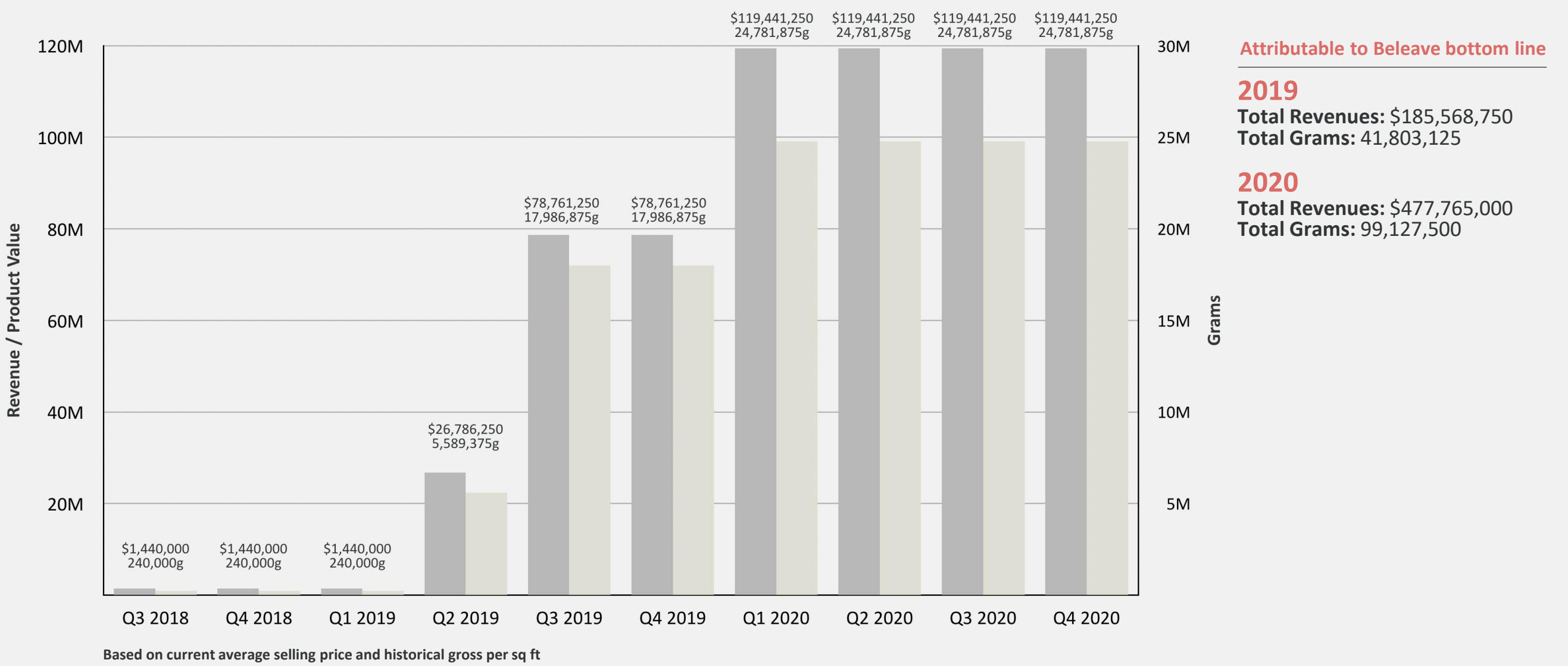
Rapidly Accelerating both Recreational and Medicinal Distribution

Our long-term objective isn't complicated: We aspire to provide a consistent, reliable and curated product to suit the needs of every person.

Recreational

- Phase 1** - Oct 2018: BC, MB, ON
- Phase 2** - Spring 2019: AB, SK
- Phase 3** - Summer 2019: QB, NS, NB
- Phase 4** - 2020: NL, PE, NT, YT, NU

revenue forecast



market comparison

Company	Market Cap (in millions)	Total Funded Footprint (sq ft)	Total Funded Capacity (kg)	Oils / Extraction	Company Clinics	Company Retail Stores	University /Research	International Operations	Revenues
Beleave	78	1,731,500	150,000	No (But soon)	Yes	Yes	Yes	Yes	Yes
Canopy Growth	14,149	5,600,000	~540,000	Yes	No	Yes	Yes	Yes	Yes
Aurora Cannabis	12,280	4,505,000	570,000	Yes	No	Yes	Yes	Yes	Yes
Aphria	3,790	•	225,000	Yes	No	No	No	Yes	Yes
Cronos Group	2,220	1,201,000	117,150	Yes	Yes	No	Yes	Yes	Yes
TGOD	1,610	1,257,245	170,000	Yes	No	No	No	Yes	No
CannTrust	1,250	1,110,000	100,000	Yes	No	No	Yes	Yes	Yes
FSD Pharma	923	~3,800,000	•	No	No	No	Yes	Yes	Yes
OrganiGram	945	480,000	110,000	Yes	Yes	No	No	Yes	Yes
TerrAscend	766	~18,000	~2000	Yes	Yes	No	No	No	Yes
Flowr	482	85,000	12,000	No	No	No	Yes	No	No
Supreme	557	342,000	50,000	No	No	No	No	Yes	Yes
Newstrike	395	320,000	25,000	No	No	Yes (Partnership)	No	No	No

As at October 5, 2018

collaborative partners

Mutually beneficial partnerships can produce groundbreaking research and innovation that drives economic growth, solves complex problems, and creates a more skilled workforce.



MOHIT BHANDARI, PH.D.
MCMASTER UNIVERSITY



MICHAEL ROGERS, MSC & PH.D.
GUELPH UNIVERSITY



LESLEY CAMPBELL, PH.D.
RYERSON UNIVERSITY