



**BRASCAN GOLD INC.**

**CORPORATE PRESENTATION**

January 2022 | [CSE: BRAS](#)

# Safe Harbour and Forward Looking Statement

**DISCLAIMER:** This presentation contains information, qualifications, and disclaimers to protect the investor or potential investor when reviewing information in this presentation. Investors are urged to review the information on this website in its entirety and be aware that investing in junior mining companies represents considerable risk. Investors are urged to consult investment professionals at all times before making an investment decision. See General Disclaimer.

**GENERAL DISCLAIMER:** In this presentation "Brascan Gold.", "we", "us", "our", and the "Company" all refer to Brascan Gold Inc. and its subsidiaries. Brascan Gold Inc. has taken all reasonable care in producing and publishing information contained in this presentation and we endeavor to review such information regularly. Material in this presentation may still contain technical or other inaccuracies, omissions, or typographical errors, for which Brascan Gold Inc. assumes no responsibility. Brascan Gold Inc. does not warrant or make any representations regarding the use, validity, accuracy, completeness and reliability of any claims, statements or information in this presentation. Under no circumstances, including, but not limited to, negligence, shall Brascan Gold be liable for any direct, indirect, special, incidental, consequential, or other damages, including but not limited to, loss of programs, loss of data, loss of use of computer or other systems, or loss of profits, whether or not advised of the possibility of damage, arising from your use, or inability to use, the material in this presentation. This information is not a substitute for independent professional advice before making any investment decisions. Furthermore, you may not modify or reproduce in any form, electronic or otherwise, any information in this presentation, except for personal use unless you have obtained our express permission.

**THIRD PARTY LINKS:** All links or references to other web sites are provided merely as a convenience to the user. Brascan Gold Inc. has no control over the linked or referenced web sites, makes no representation or warranty regarding the completeness, accuracy or currency of the information located on the linked or referenced web sites and does not endorse the linked or referenced web sites or their content.

**FORWARD-LOOKING STATEMENTS:** This presentation contains certain statements which may constitute forward-looking statements, such as estimates and statements that describe our future plans, objectives or goals, including words to the effect that we expect or management expects a stated condition or result to occur. Such forward-looking statements are made pursuant to the safe harbor provisions of the United States Private Securities Litigation Reform Act of 1995.

Since forward-looking statements address future events and conditions, by their very nature

they involve inherent risks and uncertainties. The following list is not exhaustive of the factors that may affect any of our forward-looking statements. These and other factors should be considered carefully and readers should not place undue reliance on our forward-looking statements.

Actual results relating to exploration, mine development, mine construction, mine operation, and mine reclamation related to projects could vary materially from those expectations. Capital costs and operating costs could vary materially from those expectations. Resource and reserve calculations could vary materially from those expectations. Reason or factors that may cause such variability in expected results includes resources and reserves differing from expectations, changes in general economic conditions and conditions in the financial markets, changes in demand and prices for the products that may be produced. Other factors may include litigation, legislative, environmental and other judicial, regulatory, political and competitive developments in domestic and foreign areas in which we operate, technological and operational difficulties encountered, productivity of our resource properties, changes in demand and prices for minerals, labor relations matters, labor, material, and supply costs, and changing foreign exchange rates. This list is not exhaustive of the factors that may affect any of our forward-looking statements. These and other factors should be considered carefully and readers should not place undue reliance on our forward-looking statements.

Further information regarding these and other factors is included in our filings with the Canadian provincial securities regulatory authorities (which may be viewed at [www.sedar.com](http://www.sedar.com)).

**CAUTIONARY NOTE TO INVESTORS CONCERNING ADJACENT PROPERTIES:** This presentation contains information about adjacent properties on which we have no right to explore or mine. Investors are cautioned that mineral deposits on adjacent properties are not indicative of mineral deposits on our properties.

**CANADIAN NATIONAL INSTRUMENT 43-101 GUIDE QUALIFIED PERSON:** Mineral Resource and Mineral Reserve estimates and resulting Technical Reports must be prepared by or under the direction of, and dated and signed by, a Qualified Person. A Qualified Person ("QP") means an individual who is an engineer or geoscientist with at least five years of experience in mineral exploration, mine development or operation or mineral project assessment, or any combination of these; has experience relevant to the subject matter of the mineral project and the technical report; and is a member or licensee in good standing of a professional association.





## ABOUT

# Brascan Gold Inc.

Brascan Gold Inc. (CSE:BRAS) is a mineral exploration company primarily focused on GOLD.

Our approach is to option, joint venture or outright acquire mining projects utilizing the 120 years of experience of the Brascan team.

- **Brascan has entered into an option agreement to acquire a 100% interest in the Black Cat Property** located 40 km south of the town of Baie Verte, Newfoundland
- **Brascan has signed a property option agreement to earn 100% in the Middle Arm Gold property located in Baie Verte, Newfoundland.** Brascan will conduct a phase 1 exploration program. Capital funding will come from the \$ 2.4M private placement at \$ .30 per share recently announced by Brascan.
- **Brascan has entered into an option agreement to acquire a 100% interest in the Alegre Gold Property in Para State, Brazil**
- **Brascan is evaluating several gold projects in the Americas** with 1,000,000 ounces plus potential.
- **Brascan has a global network to cast a wide net to source and catch promising gold projects.**





A stack of several gold bars, showing their metallic texture and yellow color, arranged in a slightly overlapping manner.

# Financing

**FINANCING:** \$.30 per unit

**STOCK PRICE TODAY:** \$.45 per share

Unit pricing at a 33% discount to market with a warrant sweetener.

The company is also pleased to announce that it intends to complete a non-brokered private placement of up to eight million units of the company at a price of 30 cents per unit, for gross proceeds of up to \$2.4-million. Each unit will consist of one common share and one-half of one transferable common share purchase warrant, each warrant exercisable at a price of 40 cents for 24 months from issuance. The company intends to use the proceeds of the private placement for exploration expenditures and working capital and to acquire and explore additional gold properties in Brazil and Newfoundland. The company may pay finders' fees to eligible parties who introduce subscribers to the private placement. All securities issued in connection with the private placement will be subject to a four-month-and-one-day statutory hold period in accordance with applicable securities laws.





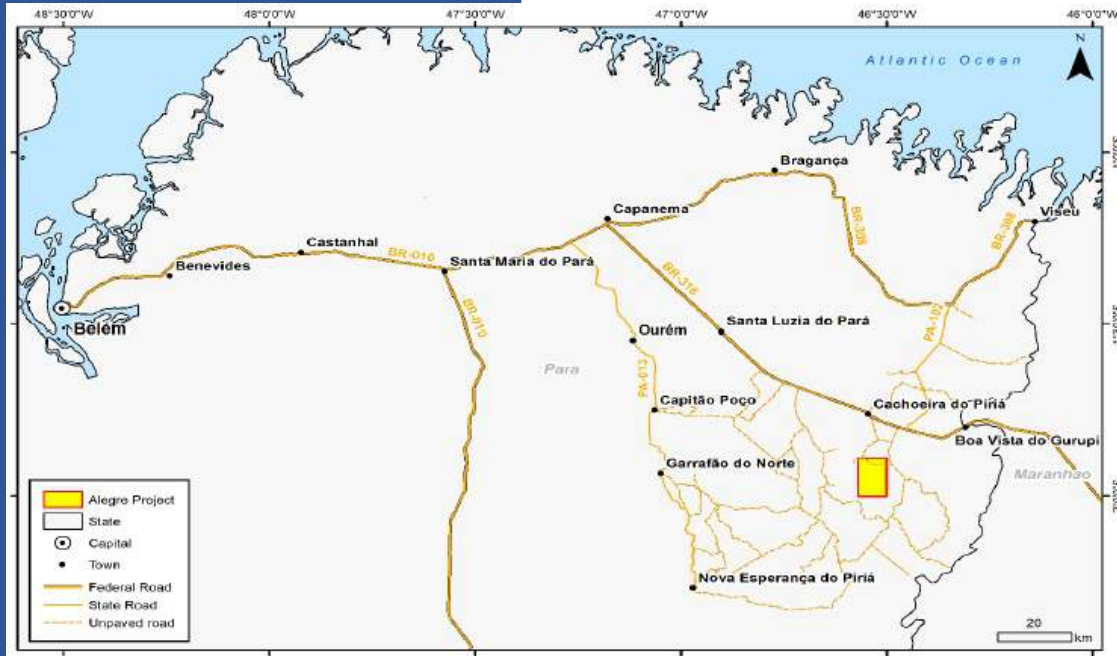
GOLD

# Time to invest in Gold

Gold hit an all time high in 2020 of \$ 2,067 an ounce. According to Market Watch, gold analysts see the present price around \$ 1,800 an ounce as “exceptionally cheap”. [The Sprott Market Report](#)



# Why Para State, Brazil?



Second Most Active Mining State in Brazil with Excellent Infrastructure. Electricity, Water, Road Access and Skilled Workforce.

Para State has low tax rates and transparent permitting processes.

Generally, Brazil faces challenging economic times, high unemployment and a devalued currency.

BRAZIL presents an excellent timely opportunity for BRASCAN to acquire, explore and discover gold deposits at lower costs. Moreover, Brascan is positioned to look at the best gold opportunities with its stellar technical team situated in Brazil, particularly PARA STATE.







PROJECT - PARÁ STATE, BRAZIL

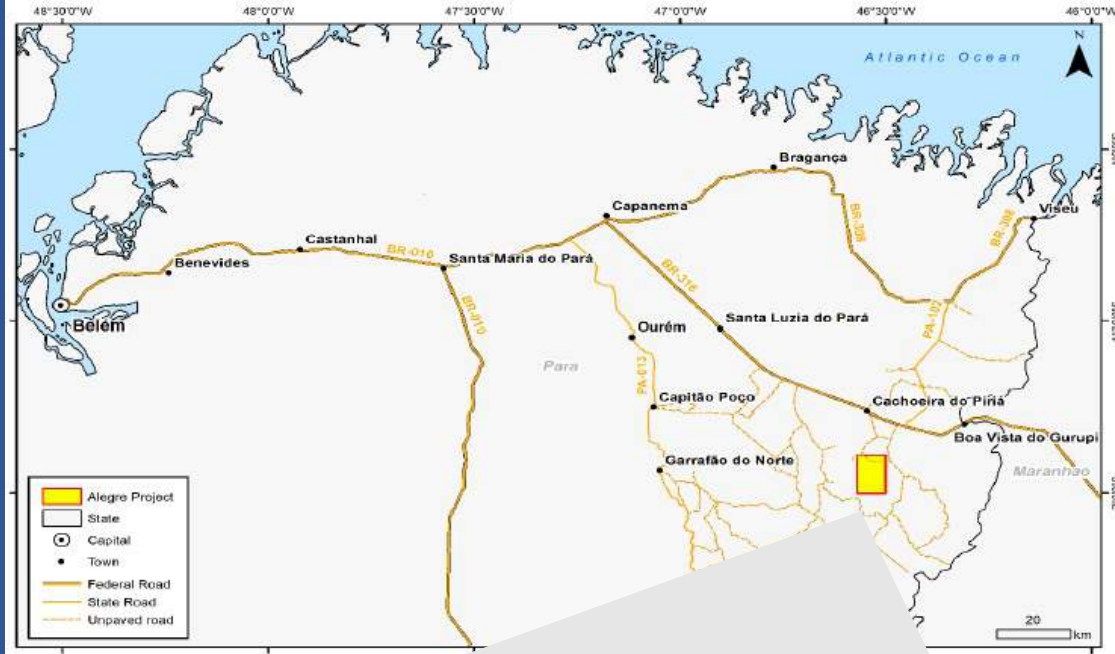
# Alegre Gold Project

CBM's Alegre Gold Property has excellent potential to discover and delineate a gold resource that can support industrial-scale gold production. Gold production from the small-scale garimpeiro operations that are active on the property are reportedly producing in excess of 1 kilogram of gold per week (32 troy ounces) from shallow surface excavations which have exposed a mineralized shear zone with widths of up to 40 metres. Gold mineralization has been traced via the garimpo operations along a strike length of approximately 7.5km.

## ALEGRE GOLD PROJECT - PARÁ STATE, BRAZIL

# Introduction

- Encompasses a number of gold occurrences that are associated with the north-west trending Tentugal Shear Zone of the Gurupi Greenstone Belt in the State of Pará, Brazil
- Four active small scale gold “garimpeiro” mining operations on the Project and at least three other areas which have supported shallow small-scale production
- Gold mineralization has been traced via the garimpo operations along a strike length of approximately 7.5km
- No systematic mineral exploration has been conducted on the Project
- The Project covers the same gold-bearing structural trend that hosts the Cachoeira deposit of Gold Mining (GOLD-TSX) situated 15 kilometres to the north, and Oz Minerals (OSL-ASX) Centrogold Project situated 30 kilometres to the south-east
- The Alegre Gold Project is owned 100% by Chapada do Brasil Ltda., a private company registered in Brazil
- The Project covers roughly 9,465 hectares and is held under a single exploration licence issued by the Agência Nacional de Mineração (“ANM”) under registration number 850.995/2021

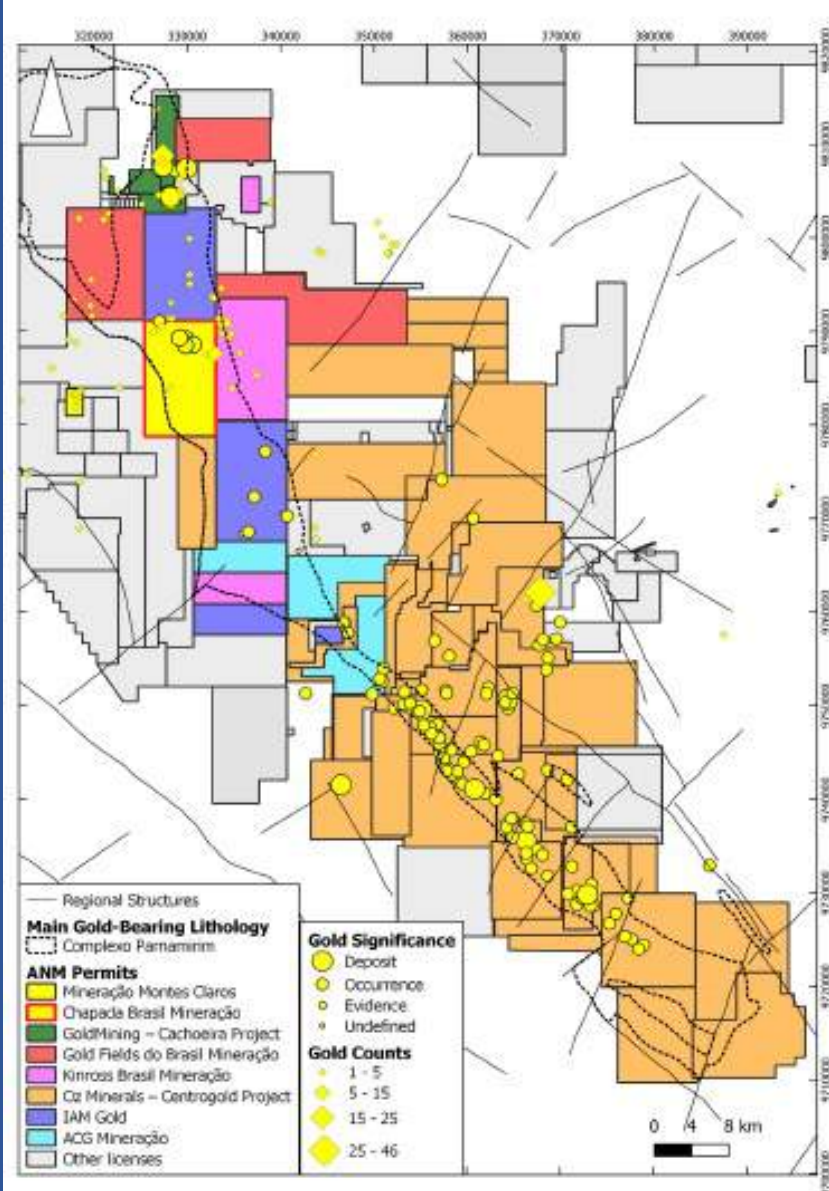




## ALEGRE GOLD PROJECT - PARÁ STATE, BRAZIL

# Proven Gold District

- Alegre Project covers a portion of the Tentugal Shear Zone which is the same gold-bearing structural trend that hosts the:
  - Centrogold project of Oz Minerals (OZL-ASX)
    - Indicated Resource of 21.0Mt @ 1.90 gm/t Au (1M toz Au)
  - Cachoeira gold deposit of GoldMining (GOLD-TSX)
    - Indicated Resource of 17.5Mt @ 1.23 gm/t Au (525k toz Au)
- IAM Gold (IMG-TSX) holds title to the ground to the north and southeast of Alegre
- Kinross Gold Corporation (K-TSE) owns the project situated along Alegre's eastern boundary
- Four gold "garimpos" are actively producing gold on the Alegre concession



# Garimpo Do Deoclécio and Gilmar

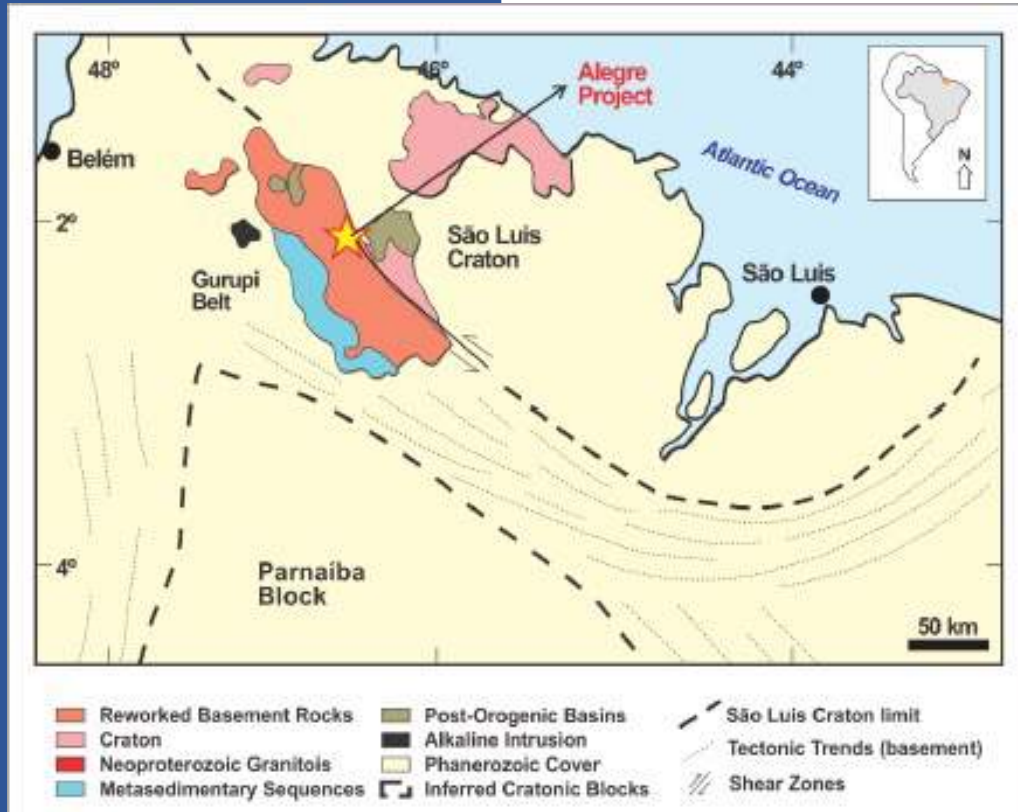


- Recent, shallow excavations situated approximately 3 kilometres to the south-east of the Garimpo do Carlinho
- Garimpeiros use ground magnetics to map out the higher grade gold mineralization which reportedly is defined along the eastern edge of a magnetic high
- Gold mineralization appears to be associated with quartz veining and stockwork that occurs along the contact between a yellow quartz-mica schist and reddish-coloured shists that appear to be weathered gneissic rocks
- CBM geologists identified visible gold in quartz veins (see photo on right)



## ALEGRE GOLD PROJECT - PARÁ STATE, BRAZIL

# Geological Settings



- Alegre Gold Project is situated in the Gurupi Greenstone Belt, a Neo-Proterozoic mobile belt located along the southern margin of the São Luís Craton
- Gold deposits occur in the Gurupi Belt along a northwest-trending fault zone structure called the Tentugal Shear Zone
- Most of the gold mineralization is found in a volcano-sedimentary sequence called the Chega Tudo Formation





## ALEGRE GOLD PROJECT - PARÁ STATE, BRAZIL

# CBM Team

Brascan is especially pleased to have the right to engage CBM's services, given CBM's experience in exploration and mining projects elsewhere in Brazil, and their current operation of an exploration camp and program only a 30 minute drive from the Project.



### KEN JOHNSON

Ken is a geologist with over 37 years of mining industry experience in both gold and diamond exploration. He is currently President and Founder of Lipari Mineração which owns and operates the Braúna diamond mine, South America's largest diamond producer.

[MORE INFO](#)



### JOSÉ PAULO DONATTI

Paulo Donatti holds a PhD in geology from the State University of São Paulo. He has 15 years of international mining industry experience, having worked in Canada, Brazil and South Africa. Paulo is currently head of exploration for Lipari and CBM.



### OTTO VAZ

Otto holds a Master Degree in Geology and Economic Geology from the State University of Rio de Janeiro. He has 5 years of field experience in mineral exploration, including mapping, soil sampling, trenches and auger drilling. He specializes in surveying drill hole locations and geologic-structural and geotechnical logging.



### GEOVANI MARIZ

Geovani has 14 years of experience with in all phases of mining operations including exploration, development, operation and commercial production. Geovani holds an MBA degree in Finance, and undergraduate degrees in Economics and Accounting.



# Newfoundland Gold Rush

Newfoundland is experiencing a modern day gold rush with over 30 companies exploring for gold on the island.

Many geology experts have reinterpreted Newfoundland's potential to host multiple high-grade deposits in a geological setting that shares many of the similarities with the Goldfield's region of Victoria, Australia.

Newfoundland has been largely under explored for GOLD.

Baie Verte, Newfoundland is a mineral rich region with excellent infrastructure.

The Middle Arm Fault and Black Cat gold properties are surrounded by mine operators, developers and explorers such as Shoreline Aggregates, Maritime Resources (TSX-V: MAE), Rambler Metals and Mining (AIM: RMM), Anaconda Mining (TSE: ANX) and others.

In fact, the Middle Arm Fault gold property is adjacent to the Whiskers Valley project owned by Maritime Resources, and the Black Cat Property is located West and adjacent to the Gull Ridge Property held by Maritime Resources.

The mining-friendly region of Baie Verte was originally explored by Noranda Mines.

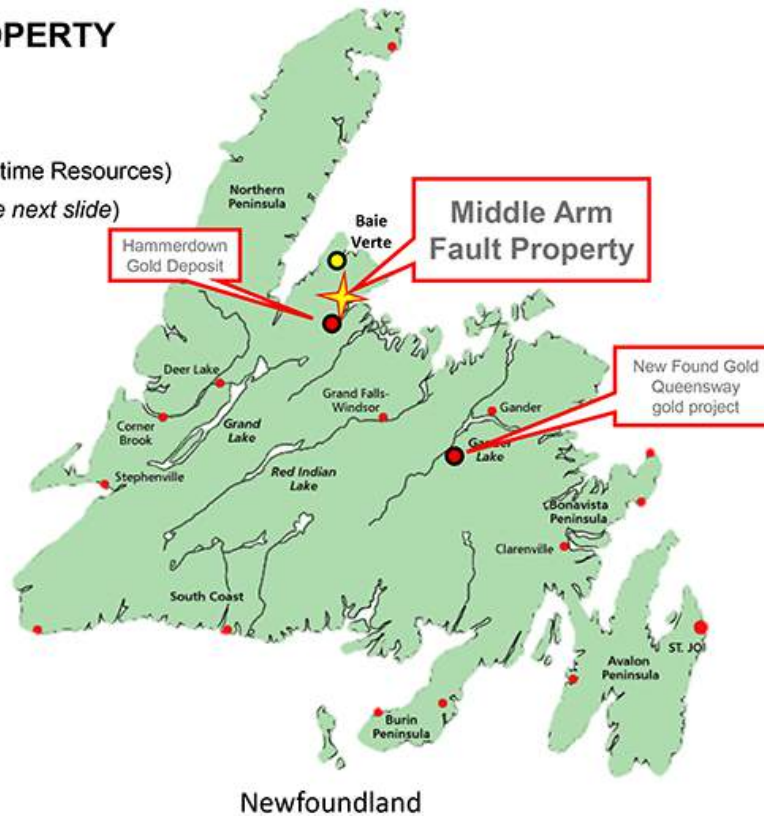


## PROJECTS

# Middle Arm Fault

### MIDDLE ARM FAULT PROPERTY

- 650 Hectares
- Adjacent to Maritime Resources
- 4 km to 47.87 g/t Au sample (Maritime Resources)
- On regional Middle Arm Fault (see next slide)



The Middle Arm Fault Property is located approximately 30 km south of the town of Baie Verte, Newfoundland. The Property comprises three contiguous minerals claims covering 650 hectares and is easily accessible by a forest road.

Newfoundland and Labrador is ranked among the top 10 mining jurisdictions world-wide by the Fraser Institute, and boasts excellent infrastructure reflecting its long mining history including roads, grid power, port facilities, complete mining services as well as a skilled and experienced workforce.

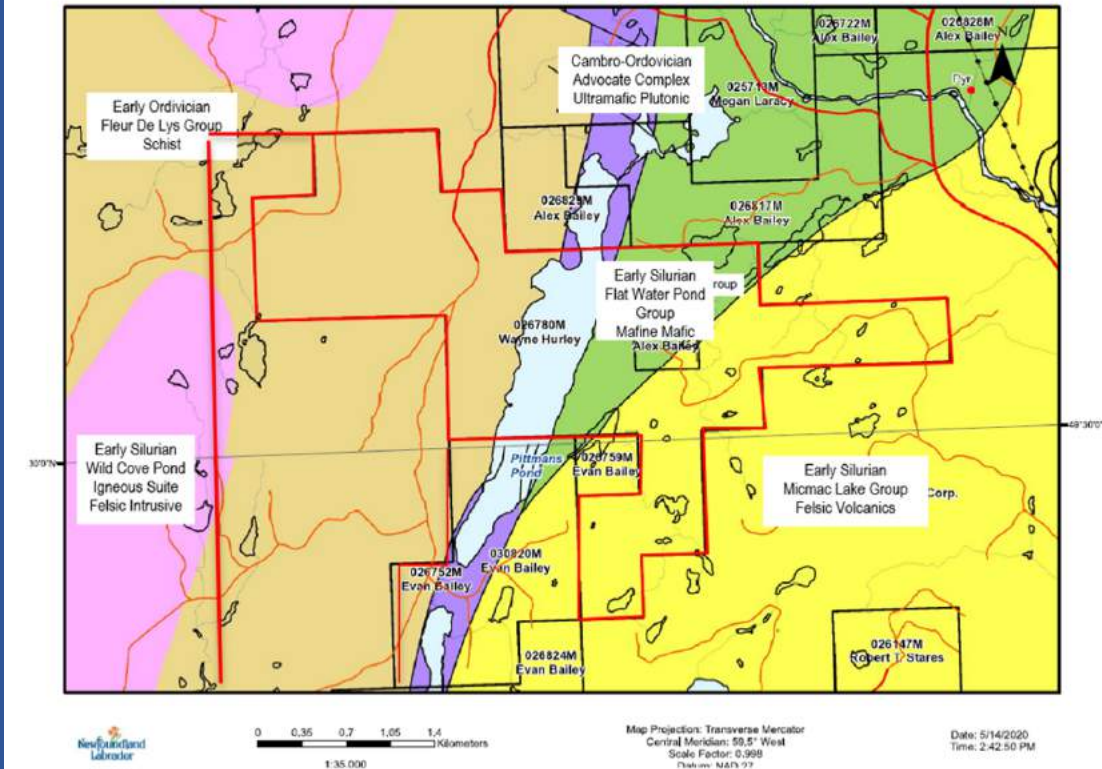




## PROJECTS

# Black Cat Property

The Black Cat Property is located West and adjacent to the Gull Ridge Property held by Maritime Resources. The property spans a portion of the regionally significant Baie Verte-Brompton Line (BBL) which is interpreted as an NNE striking crustal scale fault. The BBL is one of 4 large suture zones that formed during the closure of the Iapetus Ocean. These crustal scale suture zones have been found to be related to the distribution of major ore deposits in Newfoundland and Ireland with the most significant deposits being the Dalradian Deposit in Ireland, Valentine Lake and the Queensway Project being explored by Newfound Gold.

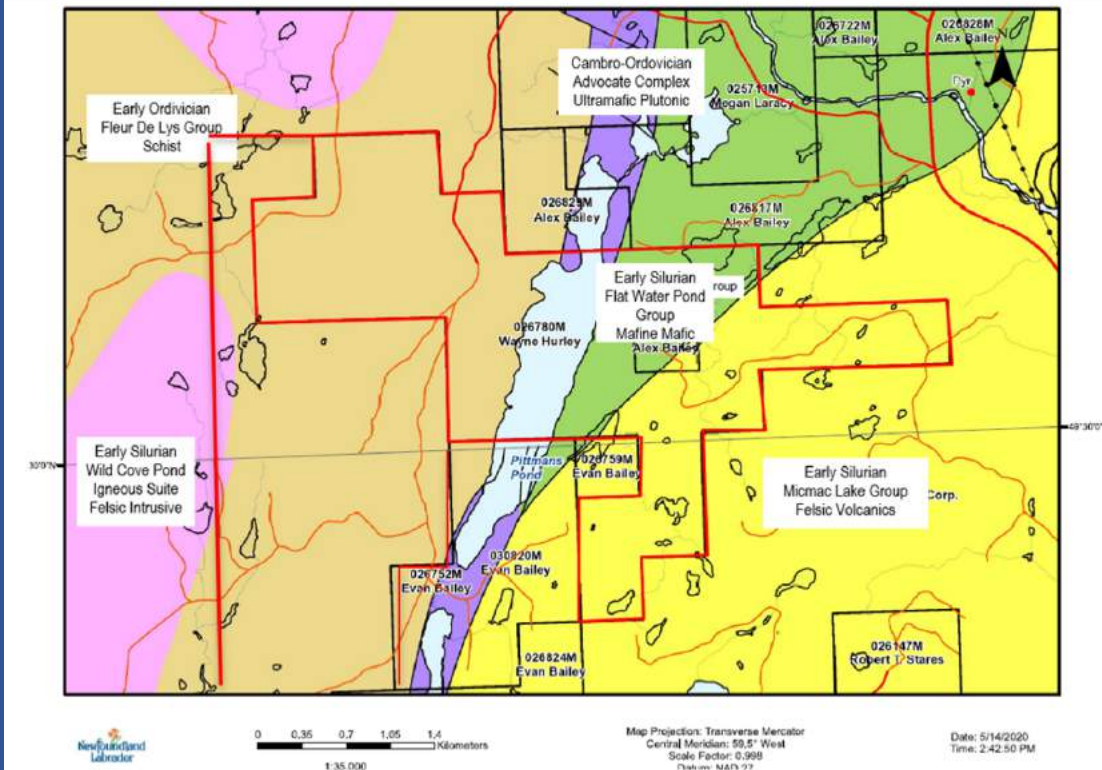


## PROJECTS. / BLACK CAT PROPERTY

# Exploration

The Black Cat Project was explored in the late 1980s by Canastra Gold Limited who identified several significant gold occurrences in soil anomalies as well as identified a number of gold grains in till from various locations across the property. In recent years, local prospecting groups have held the claims and have reported local gold and copper occurrences from surface grab samples; as well several strongly mineralized quartz-pyrite veins outcropping on surface.

The combination of gold occurring in soils and tills and grab samples on the property in close proximity to the Baie Verte Brompton Line makes this area highly prospective gold exploration target.





PROJECTS. / BLACK CAT PROPERTY

# Proposed Work

## Phase 1:

**Line Cutting:** 15 line-kilometers; Est. cost: \$1,500 Per line-kilometer for a total of \$22,500

**IP-Geophysics:** 15 line-kilometers; Est. cost of \$7,500 per line-kilometer for a total of \$112,500

**Soil Sampling:** 6,000 Samples; Est Cost of \$75 Per sample for a total of \$43,200

**Trenching:** 25 Hours; Est. Cost of \$250 per hour \$6,250

**Prospecting, Mapping, Trench Clearing and Channel Sampling:** \$65,550

**Estimated Total \$250,000**

## Phase 2:

**Drilling:** 3,500 m.; Est. cost \$ 150 per meter

**Estimated Total \$525,000**

**Total Exploration Budget: \$775,000**





## TEAM

# Management Team & Board

## BALBIR JOHAL

DIRECTOR, CEO

Mr. Johal is a former securities lawyer with over 20 years' experience in the global capital markets. He has extensive experience in working with natural resources and exploration companies. Mr. Johal has served as a senior officer and director of a number of public companies and is presently CEO of his own merchant bank Midori Capital Inc.

## VIVIAN KATSURIS

INDEPENDENT DIRECTOR

President of Vivkor Holdings Inc, since August 2014, a private company providing corporate development, management, consulting, and corporate services. Vivian was an Investment Advisor at Global Securities Corp. for 10 years and was previously at Canaccord Capital (now Canaccord Genuity) for 10 years in the Canadian and US divisions. For the past 7 years, she has held director and officer positions with several CSE and TSXV listed companies.

## BERN KLEIN

DIRECTOR

Mr. Klein is a Professor of Mineral Processing in Mining Engineering at UBC with over 30 years of experience in mineral process development and advancing innovative processing technologies. He is an expert in sensor-based sorting, comminution & gold metallurgy with considerable industry experience.

## GEOFF BALDERSON

CFO

President of Flow Capital Corp. since June 2009; President of Harmony Corporate Services Ltd. since March 2015. Geoff has a highly impressive track record for successful IPOs. He has served as founder, director, and officer of many CSE and TSXV listed companies. As a former Investment Advisor at Union Securities and Georgia Pacific Securities, Geoff has extensive capital markets experience.

## ERIC WARREN

DIRECTOR

Lawyer, Partner of Warren & Eder since November 2000. He received his M.Sc (Mathematics) from the University of British Columbia in 1972 and his Bachelor of Laws degree from the University of British Columbia in 1979. For many years, Eric has served as a director and officer of various CSE and TSXV listed companies.

## NICOLE LACSON

CORPORATE SECRETARY

With over 15 years of experience in business and legal administration, Nicole is well versed in supporting venture issuers through corporate and securities matters. She specializes in financings, mergers and acquisitions, shareholder meetings, governance, and stock exchange compliance, her clients depend on her wide range of skills.



TEAM

# Advisory Board



## KEN JOHNSON

Ken is a geologist with over 37 years of mining industry experience in both gold and diamond exploration. He is currently President and Founder of Lipari Mineração which owns and operates the Braúna diamond mine, South America's largest diamond producer.

[MORE INFO](#)





# Stock Info & Share Structure

## Share Structure

As of January 12, 2022

|                       |             |
|-----------------------|-------------|
| Issued & Outstanding  | 21,500,669  |
| Options               | 1,650,000   |
| Warrants              | 11,580,500  |
| Fully Diluted         | 34,731,169  |
| Market Capitalization | \$13.0 M    |
| Insider Ownership     | 30%         |
| Treasury-cash on hand | \$2,000,000 |
| Fully Diluted         | \$4 M       |





# Contact Us

1-604-812-1747

[INVESTORS@BRASCANGOLD.COM](mailto:INVESTORS@BRASCANGOLD.COM)

BRASCAN GOLD INC.

Suite 1000 – 409 Granville Street

Vancouver, British Columbia

V6C 1T2 Canada

**CSE: BRAS**



BRASCAN GOLD INC.

