



PELANGIO

Success Through Exploration

Pelangio Exploration Inc. | www.pelangio.com | ir@pelangio.com

GOLD EXPLORATION IN CANADA AND GHANA

在加拿大和加纳进行黄金勘探

TSXV: PX

DISCLAIMER / 免责声明

CAUTIONARY NOTE REGARDING MINERAL RESOURCE ESTIMATES / 有关矿产资源量的警示说明

Investors should not assume that any of the indicated or inferred resource disclosed herein will ever be upgraded to a higher category of mineral resource or to mineral reserves and that any or all of the indicated or inferred mineral resource exist or is or will be economically or legally feasible to mine. In addition, investors should not assume that any of the references herein to adjacent properties (based on public information) is necessarily indicative of the mineralization on the Manfo property or that further exploration on the Manfo property will prove to be successful.

The disclosure herein uses mineral resource classification terms that comply with reporting standards in Canada and the disclosure of mineral resource estimates are made in accordance with National Instrument 43-101 – Standards of Disclosure for Mineral Projects. NI 43-101 is a rule developed by the Canadian Securities Administrators that establishes standards for all public disclosure an issuer makes of scientific and technical information concerning mineral projects that are considered material to the issuer.

The exploration programs in Ghana are overseen by Kevin Thomson, P. Geo, a Qualified Person as defined by the Canadian Securities Administrators' National Instrument 43-101. Mr. Thomson has verified and approved the data disclosed in this presentation.

The exploration programs in Ontario are overseen by Kevin Filo, P. Geo., a Qualified Person as defined by the Canadian Securities Administrators' National Instrument 43-101. Mr. Filo has verified and approved the data disclosed in this presentation.

All resource estimates contained herein are based on the definitions adopted by CIM and recognized under NI 43-101. These standards differ significantly from the mineral reserve disclosure requirements of the U.S. Securities and Exchange Commission set out in Industry Guide 7. Consequently, resource information contained in this press release is not comparable to similar information that would generally be disclosed by U.S. companies in accordance with the rules of the SEC. The SEC's Industry Guide 7 does not recognize mineral resources and U.S. companies are generally not permitted to disclose mineral resources in documents they file with the SEC. Investors are specifically cautioned not to assume that any part or all of the mineral resources disclosed above will ever be converted into SEC defined mineral reserves. Further, "inferred mineral resources" have a great amount of uncertainty as to their existence and as to whether they can be mined legally or economically. In accordance with Canadian rules estimates of inferred mineral resources generally cannot form the basis of an economic analysis.

The words "plans", "expects", "is expected", "budget", "projects", "scheduled", "estimates", "forecasts", "intends", "anticipates", or "believes" or variations (including negative variations) of such words and phrases, or statements that certain actions, events, or results "may", "could", "would", "might", or "will" occur are all forward-looking statements. Forward-looking statements are based on the reasonable assumptions, estimates, analysis and opinions of management made in light of its experience and perception of trends, current conditions and expected developments, as well as other factors that management believes to be relevant and reasonable at the date that such statements are made. Forward-looking statements involve known and unknown risks, uncertainties, assumptions and other factors that may cause actual results, performance or achievements of the Company to be materially different from any future results, performance or achievements expressed or implied by the forward-looking statements. Forward-looking statements contained herein are made as of the date indicated on the title page. There can be no assurance that forward-looking statements will prove to be accurate, as actual results and future events could differ materially from those anticipated in such statements. Accordingly, readers should not place undue reliance on the forward-looking statements in this document. The Company does not undertake to update any forward-looking statements in this document except as required by applicable securities laws.

Note: Mineralization hosted on adjacent and/or nearby properties is not necessarily indicative of mineralization hosted on the Company's property.

COVID-19

The Company's operations could be significantly adversely affected by the effects of a widespread global outbreak of a contagious disease, including the recent outbreak of respiratory illness caused by COVID-19. The Company cannot accurately predict the impact COVID-19 will have on its operations and the ability of others to meet their obligations with the Company, including uncertainties relating to the ultimate geographic spread of the virus, the severity of the disease, the duration of the outbreak, and the length of travel and quarantine restrictions imposed by governments of affected countries. In addition, a significant outbreak of contagious diseases in the human population could result in a widespread health crisis that could adversely affect the economies and financial markets of many countries, resulting in an economic downturn that could further affect the Company's operations and ability to finance its operations.

MARKET FACTS & MANAGEMENT / 市场情况和管理层

Capitalization (Millions) / 市值 (百万)



Fully Diluted 126 Million
/ 完全摊薄后股数 1.26亿
 January 18, 2022 / 2022年1月18日

Trading / 交易代码 PX:TSX-V & PGXPF:OTCPINK	Directors / 董事 <i>Experience and Track Record - Diversified Talent for Success</i> 经验丰富, 有成功履历- 多元化的成功人士	Management / 管理层
Market Cap. \$8 M / 市值 \$800万	Ingrid Hibbard, President & CEO / 总裁兼首席执行官	Kevin Thomson, Senior VP, Exploration / 高级勘探副总裁
52 Week L/H / 52周低点/高点 \$0.09/0.23	JC St-Amour Chairman / 董事会主席	Sam Torkornoo, VP Africa / 非洲事务副总裁
Insiders, Family & Associates / 内部人士、家人和亲戚朋友= 25%	David Mosher	Kevin Filo, VP, Corporate Development / 公司发展副总裁
	Kevin Thomson	Paul Rokeby, Chief Financial Officer / 首席财务官
	Al Gourley	Advisory Committee Warren Bates – Snr Tech Adv / 高级技术顾问 Laurie Clark Philip Olson David Paxton

Source: TMX website / 来源: TMX网站
 January 18, 2022 / 2022年1月18日

‘LOCATION, LOCATION, LOCATION’ STRATEGIC LAND PACKAGES / “位置、位置、位置，战略位置的土地”

GHANA, West Africa / 西非加纳


Manfo:

Located 17 km from Newmont's 15 M oz Ahafo Mine with a maiden gold mineral resource (**195,000 oz Indicated & 298,000 oz Inferred**) / 距离Newmont的Ahafo矿（1500万盎司，首份资源量报告，指示资源量19.5万盎司，推断资源量29.8万盎司）17公里*

Obuasi + Dankran:

High-grade gold intercepts **ADJACENT TO AND ON STRIKE WITH** AngloGold-Ashanti's +30 M oz **Obuasi mine** / 高品位黄金矿段，临近AngloGold-Ashanti的**Obuasi矿**（**3000多万盎司**），且处于同一走向上

**see mineral resource statement disclaimer / 参见矿产资源量声明
免责声明*



ONTARIO, Canada / 加拿大安大略省

Dome West Property / Dome West项目区:

~800 m west of **Dome Mine** one of the largest gold producers in the Timmins Camp / Timmins营地内最大的黄金生产矿之一 - **Dome矿**以西约800米

Gowan:

Polymetallic project 16 km east of Kidd Creek, VTEM anomaly 1.5km x1km, Two priority base metal targets: Ni-Cu & Cu-Zn VMS / 多金属项目，Kidd Creek以东16公里，航空磁测异常区1.5千米x1千米，两个优先的基本金属靶区：镍-铜和铜-锌火山成因块状硫化物

Exposure to a diversified portfolio in two world-renowned gold mining jurisdictions. / 在两个世界著名的金矿区拥有多元化投资组合



GHANAIAN PROJECTS / 加纳项目

~ *WORLD CLASS OPPORTUNITIES* / 世界级机会~

- **Obuasi** 284 km² on the **Ashanti Belt** / **Ashanti** 带上284平方公里
- **Dankran** 35 km² on the **Ashanti Belt** / **Ashanti** 带上35平方公里
- **Manfo** 100 km² on the **Sefwi Belt** / **Sefwi** 带上100平方公里

GHANAIAN PROJECTS – OBUASI/DANKRAN AND MANFO

加纳项目 – OBUASI、DANKRAN 和 MANFO

BENEFITTING FROM A GHANAIAN MINING RENAISSANCE

受益于加纳矿业复兴

Obuasi – Ashanti Belt / Obuasi – Ashanti带

AngloGold's US\$600M Redevelopment Plan: /AngloGold的6亿美元再开发计划:

- 31.04 Moz orebody* (in addition to the 30 million ounces already produced) / 3104万盎司矿体* (不包括已经生产的3000万盎司)
- 7.12 M ounces of gold production** expected over the next 21 years / 未来21年预计生产712万盎司黄金
- Average grade of 9.13 g/t** / 平均品位9.13克/吨

* Source: AngloGold Ashanti 2019 Annual Reports / 来源: AngloGold Ashanti 的2019年年报

** Source: AngloGold Ashanti Q1 2020 Market Update Presentation / 来源: AngloGold Ashanti 的2020年第一季度生产更新报告

*** Newmont Goldcorp Press Release October 15, 2019 / Newmont Goldcorp的2019年10月15日新闻稿

**** Newmont Bernstein 36th Annual Strategic Decisions Conference May 2020 presentation / Newmont Bernstein第36届战略决策年会2020年5月的演讲

***** Newmont News Release July 15th, 2021 / Newmont的2021年7月15日的新闻稿

Manfo – Sefwi Belt / Manfo – Sefwi带

Newmont's 50% Ahafo South Mill Expansion*** / Newmont的Ahafo South加工厂扩张50%

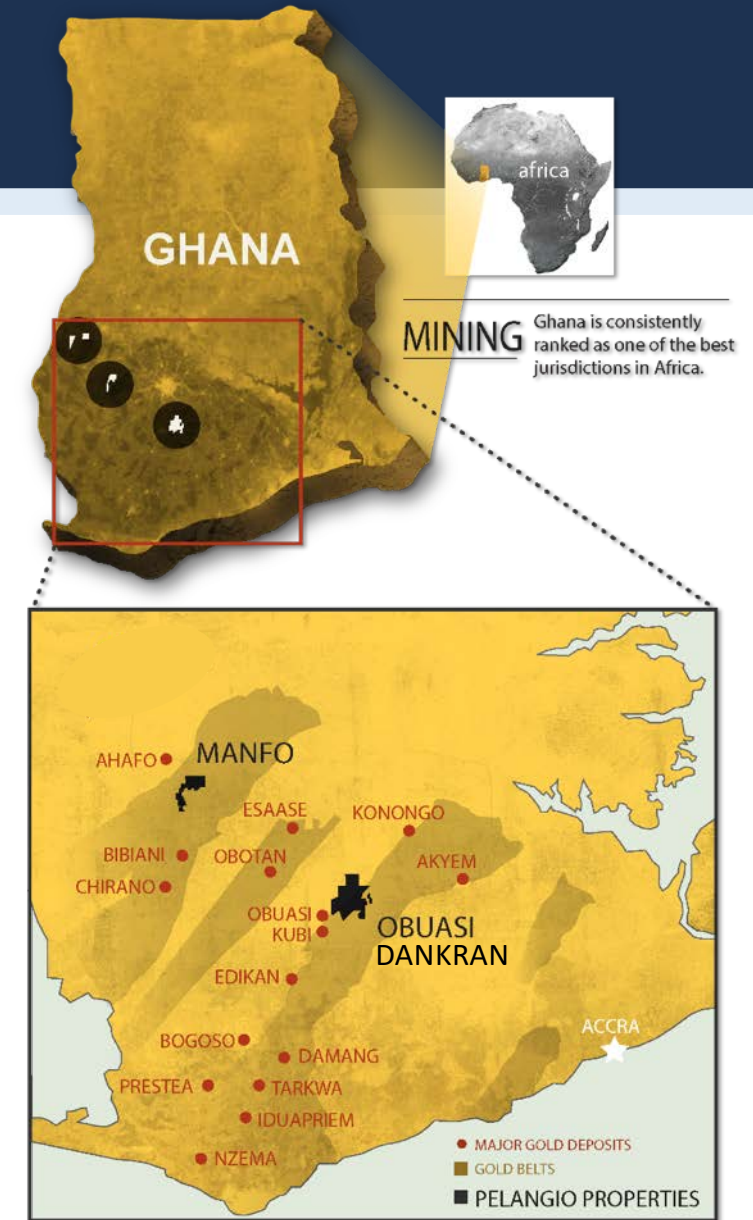
- Increase production to an average of 550-650,000 ounces per year / 增加产量至平均每年55万-65万盎司
- 6.2 Moz gold reserves / 黄金储量620万盎司
- ****
- 11-year mine life / 矿山寿命11年****

Ahafo South Project /Ahafo South项目*****

- \$750m for construction of Ahafo North /Ahafo North的建设\$7.5亿

Bibiani Mine Purchased by Asante / Asante收购Bibiani矿

- Process Plant Refurbishment underway / 正在翻新加工厂



SOIL GEOCHEMICAL TARGETS AND SIGNIFICANT DRILLING / 土壤地球化学勘测靶区和重要钻探

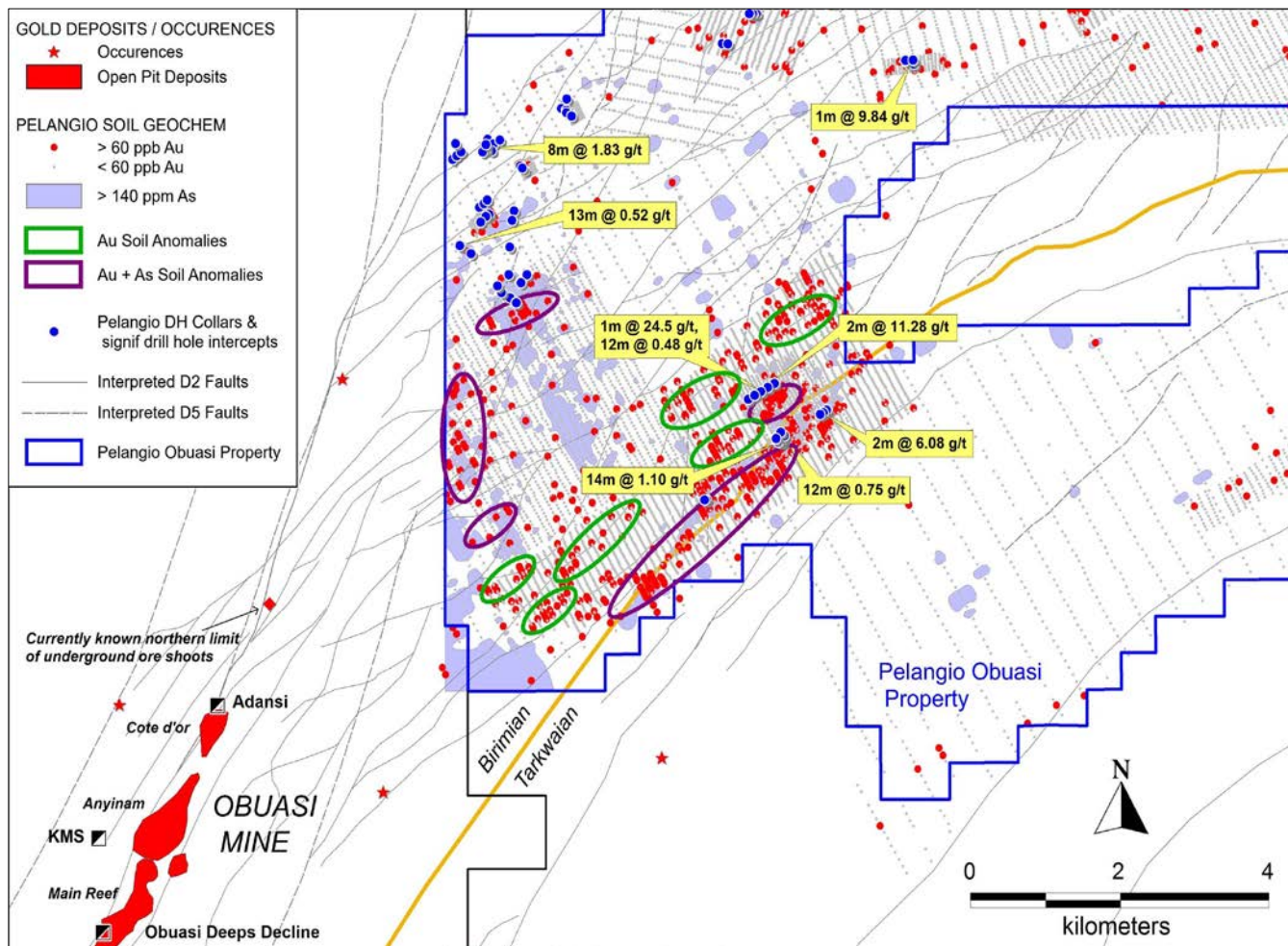
Obuasi Exploration / Obuasi扩张

Two most significant target areas delineated on the property to date lie towards the western property boundary, and include: / 迄今为止，在该项目区上划定的两个最重要的靶区位于该项目区的西部边界，包括：

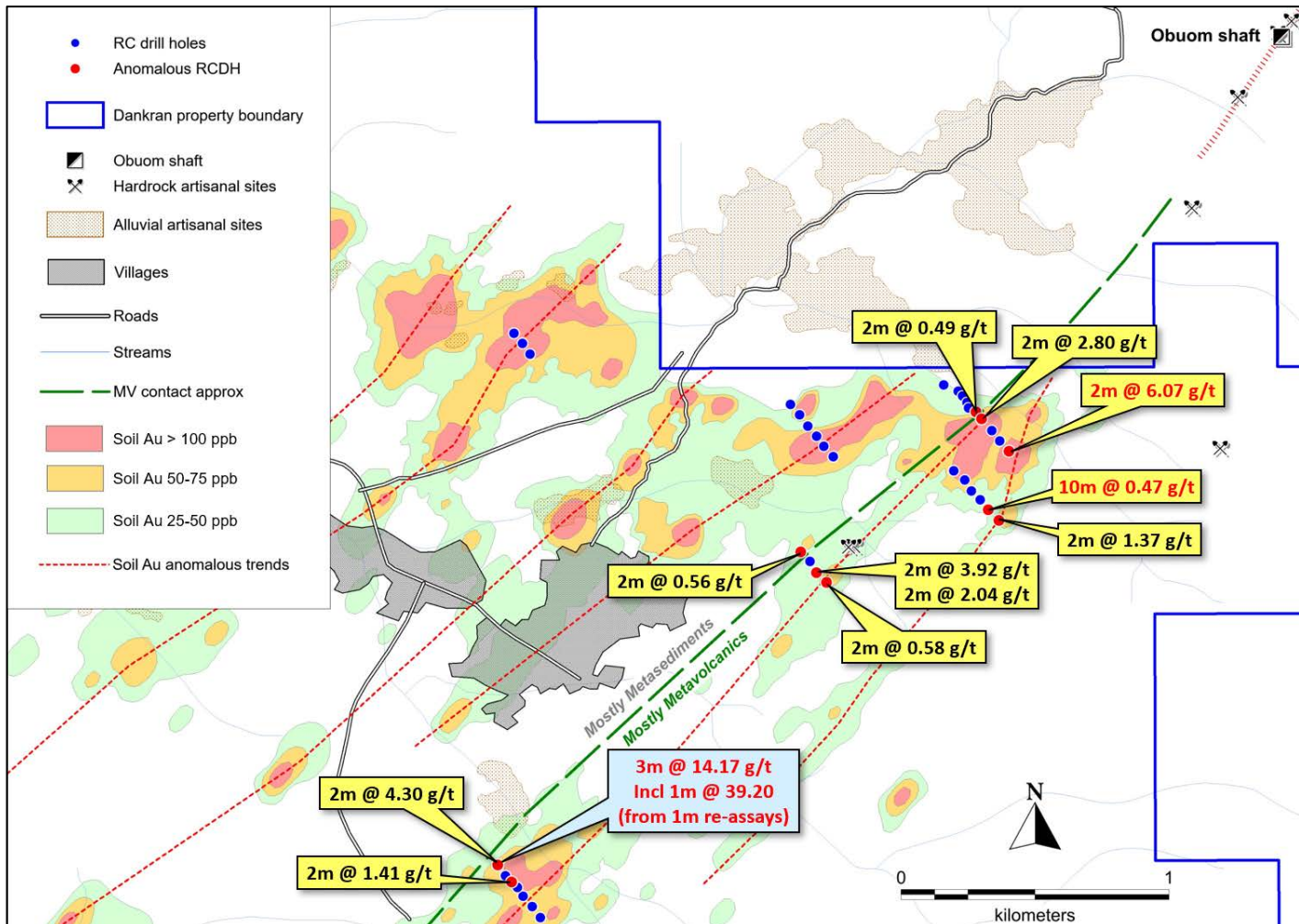
- the Obuasi Targets along the property boundary, and; / 沿着该项目区边界的Obuasi靶区
- the NGA (“North Government Area”) Targets which lie along and near the main Birimian/ Tarkwaian contact / 位于主要的Birimian/ Tarkwaian交界处附近并处于同一沿线的NGA (“North Government Area”) 靶区

Data reanalysis, targeting and exploration work planning is in progress / 数据再分析、靶区定位和勘探工作规划正在进行中

Next Focus on Au +/- As in soil anomalies, untested by drilling, concentrated in the southwestern corner with the most promising targets to be tested by deeper diamond drilling to explore for an Obuasi-scale gold mineralized shoot at depth / 下一步重点关注土壤中的金 +/- 砷异常点，这些异常点未经钻探，集中在西南角，最有前景的靶区将通过更深的金刚石钻探进行测试，以勘探Obuasi规模的深处黄金矿脉。



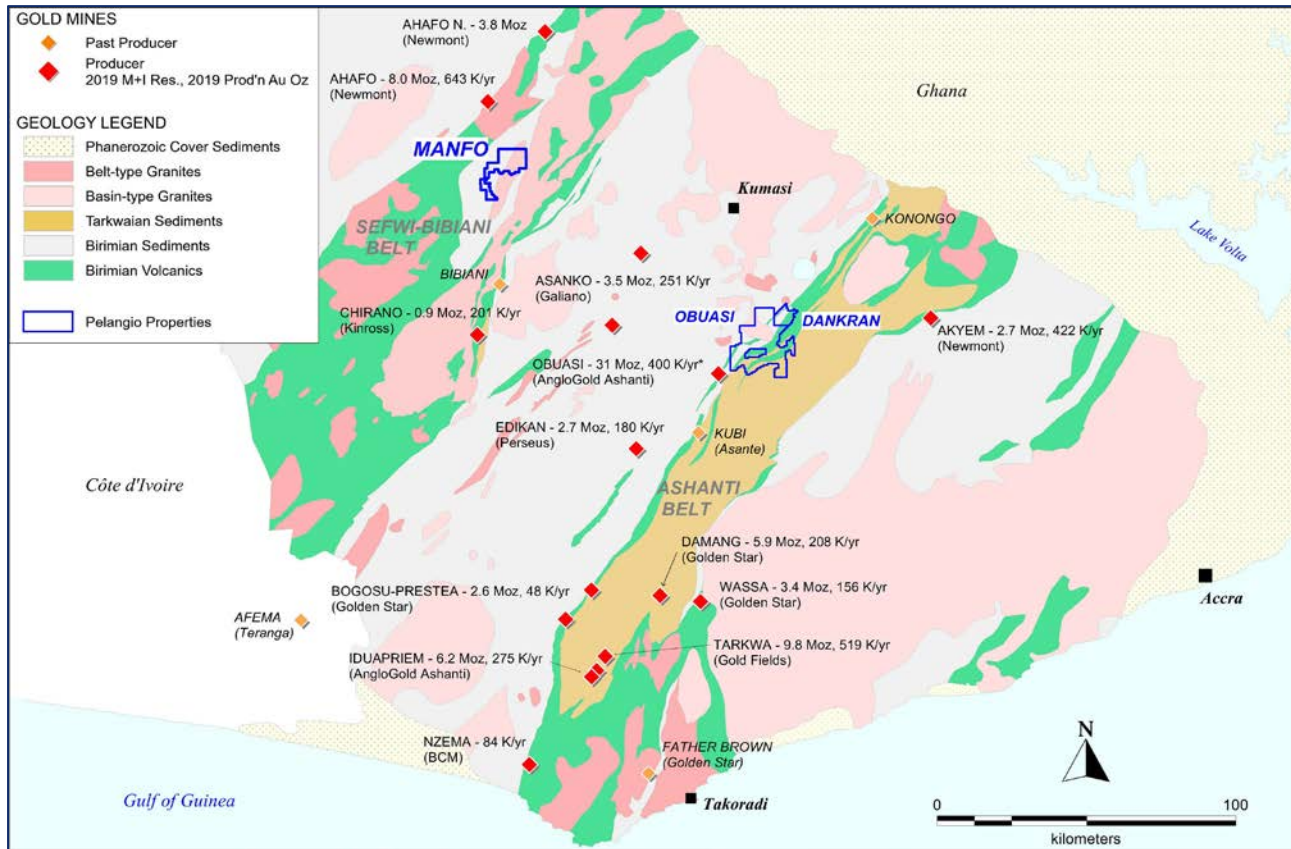
DANKRAN – RC DRILLING RESULTS / 反向循环钻探结果



- 2,491 meters of RC drilling in 36 holes completed on 6 drill fences to test strongest Au-in-soil anomalism and Obuom mineralized trend in the northern end of property / 在6个钻区完成了36个孔的2,491米反向循环钻探，以测试最强的土壤中金异常和项目区北端的Obuom矿化趋势带。
- Multiple generally narrow zones of mineralization encountered along 2.5 kilometers of strike tested / 沿着2.5公里的走向，遇到了多个总体狭窄的矿化区。
- Ten holes returned significant results (at a cut-off of 0.40 g/t Au) with grades up to 6.07 g/t Au over 2.0 meters and mineralized widths up 0.47 g/t Au over 10.0 meters / 10个钻孔获得了重要的结果（黄金边界品位0.40克/吨），黄金品位高达6.07克/吨的2.0米矿段，黄金品位0.47克/吨的10.0米矿段。
- Future work to consist of additional RC and diamond drill testing / 未来的工作将包括更多的反向循环钻探和金刚石钻探测试

MANFO PROPERTY GHANA - WEST AFRICA - THREE RESOURCE AREAS / 加纳MANFO项目区 – 西非 – 三个资源量区域

100 KM² ON THE SEFWI BELT: HOSTING 33 GOLD DEPOSITS (20+ MILLION OZ) / SEFWI带上100平方公里：包含33个黄金矿床（2000多万盎司）



- Located in Sefwi Belt 50 km north of Kinross' Chirano gold mine and 17 km SE of Newmont's Ahafo gold mine / 位于Sefwi带，距Kinross的Chirano金矿以北50公里，距Newmont的Ahafo金矿东南17公里。
- Pelangio has a 100% interest / Pelangio拥有100%权益*
- Seven near-surface gold discoveries made from 2010 to 2013 in gold soil anomalies over a 9km NNE trend / 2010年至2013年，在9公里北东北趋势带上黄金土壤异常区发现了7个近地表黄金发现区。
- Pelangio completed 37,000 m of core drilling from 2010 to 2012 and issued a maiden resource estimate in 2013 / 2010年至2012年Pelangio完成了3.7万米岩芯钻探，2013年发布了首份资源量报告
- Three open pit resource areas defined / 确定三个露天矿资源区域**
 - **Indicated: 195,000 oz Au (at 1.5 g/t) / 指示：19.5万盎司黄金（黄金品位1.5克/吨）**
 - **Inferred: 298,000 oz Au (at 1.0 g/t) / 推断：29.8万盎司黄金（黄金品位1.0克/吨）**
- **Multiple targets scheduled for exploration AC and resource-extension DD drilling / 计划对多个靶区进行AC勘探和资源扩展金刚石钻探**

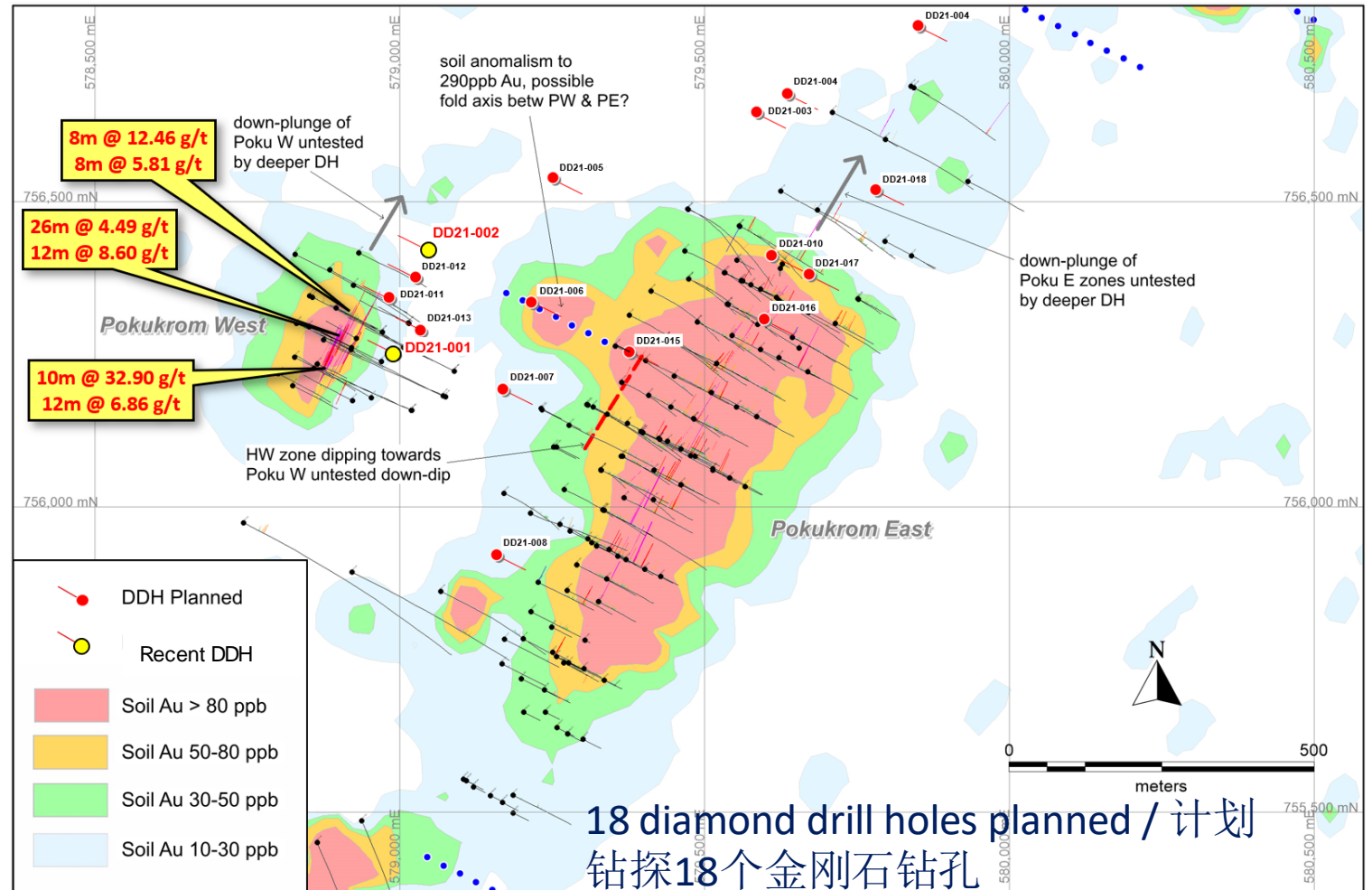
With the current stronger gold price, and renewed interest in gold exploration, Pelangio is poised to create value for our shareholders by our renewed exploration on the Manfo project / 随着目前金价的走强，以及市场对黄金勘探的重新关注，Pelangio准备通过我们对Manfo项目的重新勘探为我们的股东创造价值。

MANFO – NEW OPPORTUNITIES / 新的机会

POTENTIAL FOR EXPANSION OF THE CURRENT RESOURCE AT MANFO / MANFO现有资源的扩展潜力

Recent Drilling Indicates Pokukrom West Continues Down-plunge: / 最近的钻探表明，Pokukrom West继续向下延伸:

- 383 meters of drilling recently completed in two diamond drill holes / 最近在两个金刚石钻孔完成了383米钻探
- Hole DD21-001 returned similar or better results than surrounding holes, reporting **3.81 g/t Au over 15m** including **5.65 g/t Au over 7m** (drill lengths) / 钻孔DD21-001得到了与周围钻孔相似或更好的结果，报告了**黄金品位3.81克/吨的15米矿段**，包括**黄金品位5.65克/吨的7米矿段**（钻孔长度）
- Hole DD21-002 drilled 175m down-plunge of known Poku West lode returned **3.19 g/t Au over 12m** including **6.85 g/t Au over 3m** indicating mineralization continues down-plunge / 钻孔DD21-002在已知的Poku West矿脉向下钻探175米，获得了**黄金品位3.19克/吨的12米矿段**，包括**黄金品位6.85克/吨的3米矿段**，表明矿化结构继续向下延伸
- Mineralization remains open down-plunge and along strike -> potential to expand the higher grade Poku West deposit / 矿化结构向下和沿走向仍然开放，因此有潜力扩大高品位的Poku West矿床。





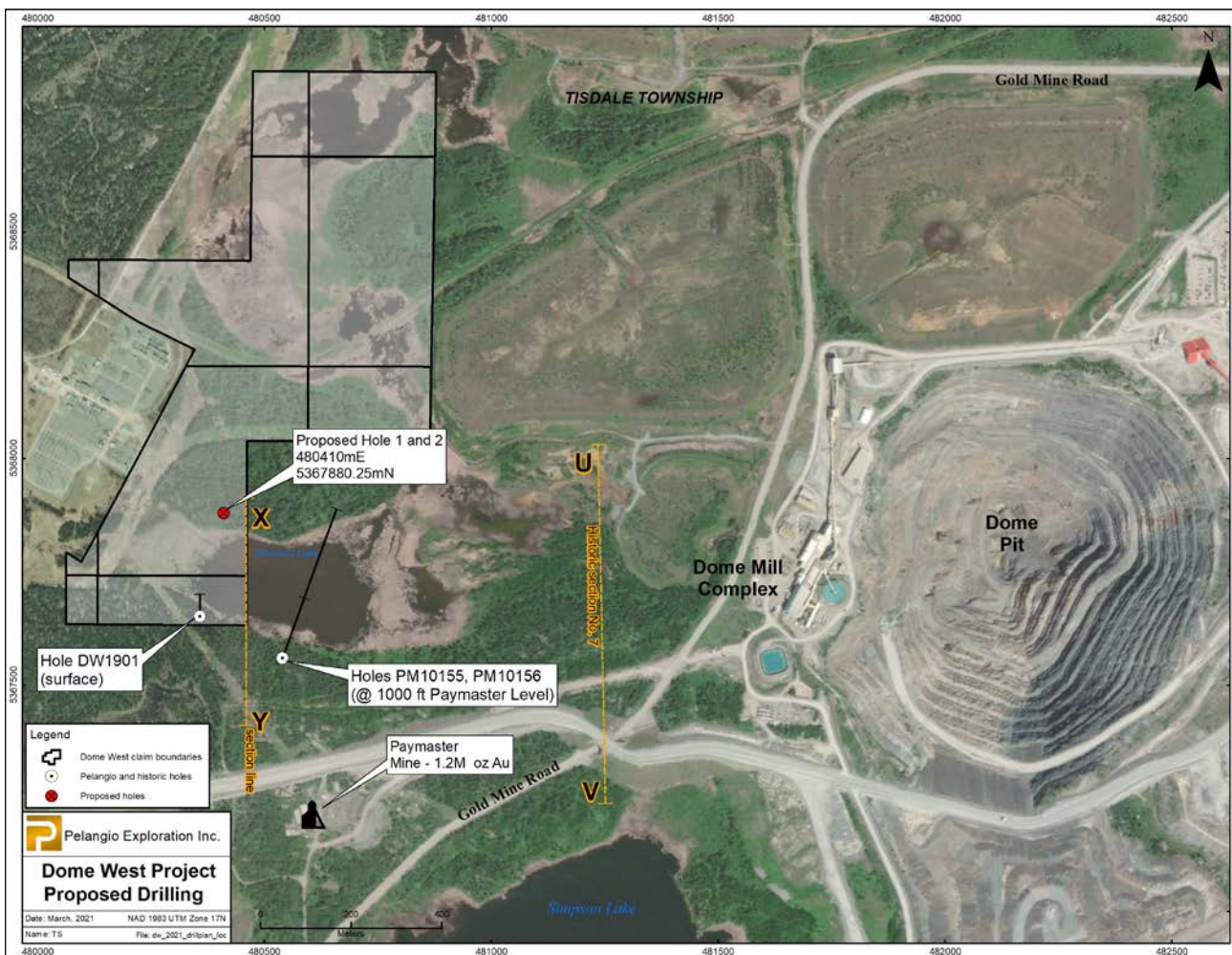
CANADIAN PROJECTS / 加拿大项目

~ GOLD MINING HERITAGE / 黄金开采遗留资产~

- Dome West *Timmins*
- Gowan *Timmins*
- Birch Lake *Red Lake*

DOME WEST - TIMMINS GOLD CAMP / TIMMINS黄金营地

STEPS FROM THE DOME MINE AND MILL COMPLEX / 距离DOME矿和加工厂仅几步之遥



Dome West

Acquired in 1Q2019 - earning 100% interest / 2019年第一季度收购 - 挣得100%权益

- Initial 543m drill hole (DW1901) completed in 1Q19 intersected seven quartz veins within known prospective stratigraphy extending from the Dome and Paymaster gold mines / 2019年第一季度完成的最初543米钻井 (DW1901) 在从Dome矿和Paymaster金矿延伸出来的已知潜在地层中见7条石英矿脉

Hole / 钻孔	From / 自	To / 至	Meters / 米	Aug/t / 黄金 克/吨
DW1901	471.00	472.25	1.25	3.21
	471.5	472.25	0.75	4.754

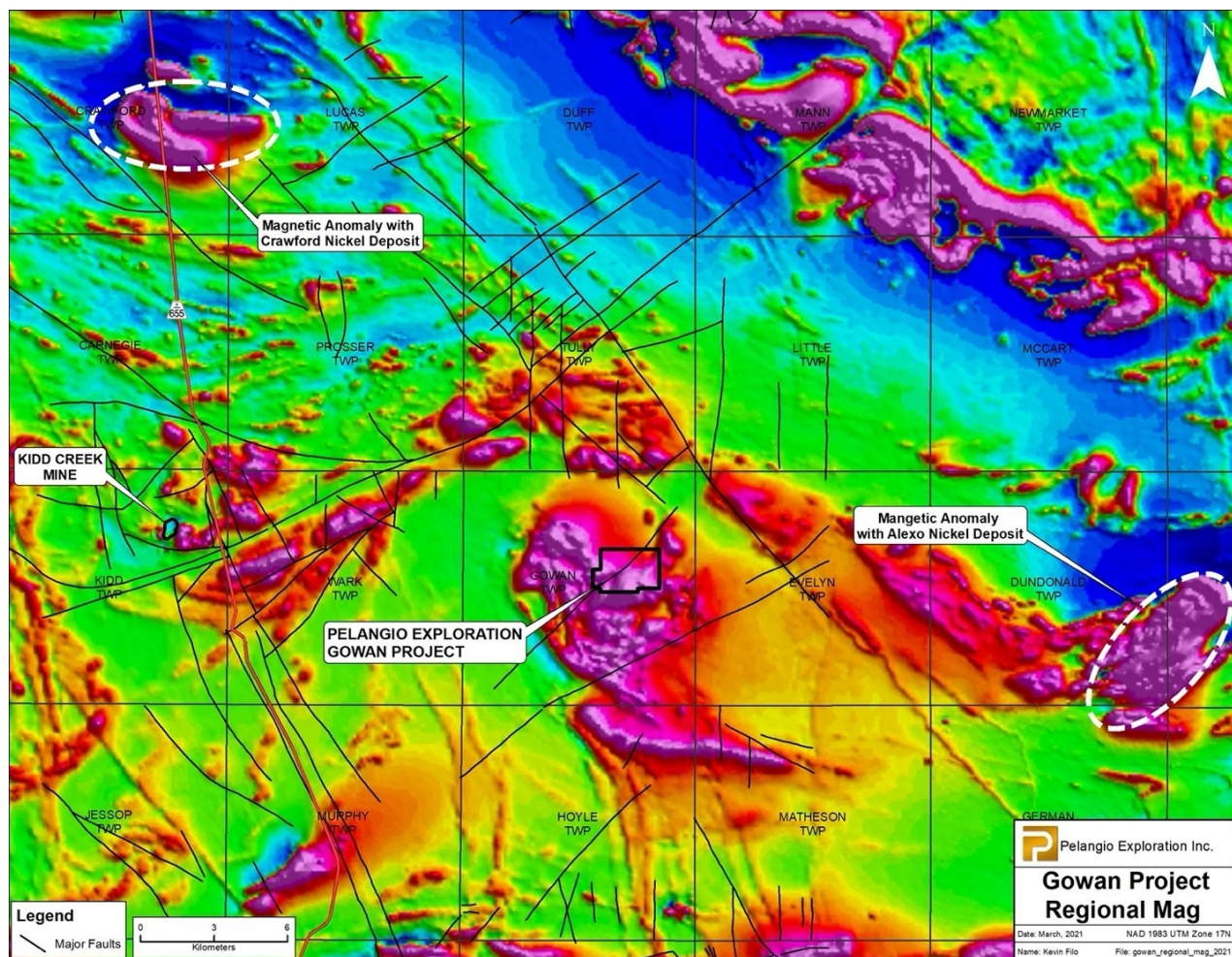
- Visible gold observed in another quartz vein at **260.75 to 260.87m** / 在**260.75米至260.87米**的另一个石英矿脉发现可见金

Recently Completed: / 最近已完成:

- Drill program in **two separate sections** proximal to the recent intersection obtained in 2019 in order to further evaluate the known mineralization and potential new vein systems. / 在2019年获得的最近矿段附近的**两个独立区域**进行钻探活动, 以进一步评估已知的矿化结构和潜在的新矿脉系统。
- Assays pending / 即将发布钻探结果

GOWAN – POLYMETALLIC PROJECT / 多金属项目

HIGH PRIORITY BASE METAL TARGETS: CU-ZN VMS STYLE & NI-CU / 高度优先的基本金属靶区：铜-锌火山成因块状硫化物类型和镍-铜



- **100% owned** by Pelangio, 4.3 km² land package 27 km northeast of Timmins, 16 km due east of Glencore's Kidd Creek Mine Site / 100%由Pelangio拥有，4.3平方公里的土地在Timmins东北27公里处，在Glencore的Kidd Creek矿区正东16公里

Current work by Pelangio: / Pelangio正在进行的工作:

- March 2021 – airborne VTEM Plus survey completed / 2021年3月 – 已完成航空VTEM和勘测
- A large VTEM anomaly outlined on flank of a large magnetic anomaly proximal to a historical semi-massive sulphide zone / 在一个大的磁力异常区的侧面，确定一个大的VTEM异常区，靠近历史的半块状硫化物区。
- Ground IP completed Oct. 2021- two priority base metal targets identified Ni Cu and Cu Zn VMS target / 地面激发极化于2021年10月完成 - 确定了两个优先的基本金属靶区：镍铜靶区和铜锌VMS靶区。
- Diamond drill program underway / 正在进行金刚石钻探活动

Historical work: / 历史工作:

- Previous exploration efforts demonstrated potential for Kidd-style Cu-Zn VMS type mineralization / 以前的勘探工作证明了Kidd式铜锌VMS型矿化结构的潜力
- A broad semi-massive sulphide intercept grading **0.32% Cu and 0.35 oz/ton Ag over 36 feet** / 有一个36英尺宽的半块状硫化物矿段，铜品位为**0.32%**，银品位为**0.35盎司/吨**。
- A shorter interval within this broad section returned **0.66% Cu and 0.31 oz/ton Ag over 12.5 feet** including an interval of **0.95% Cu and 0.20 oz/ton Ag across 3 feet** / 在这个宽的矿段内，一个较短的矿段，即铜品位**0.66%**和银品位**0.31盎司/吨**的**12.5英尺**矿段，包括一个铜品位**0.95%**和银品位**0.20盎司/吨**的**3英尺**矿段。

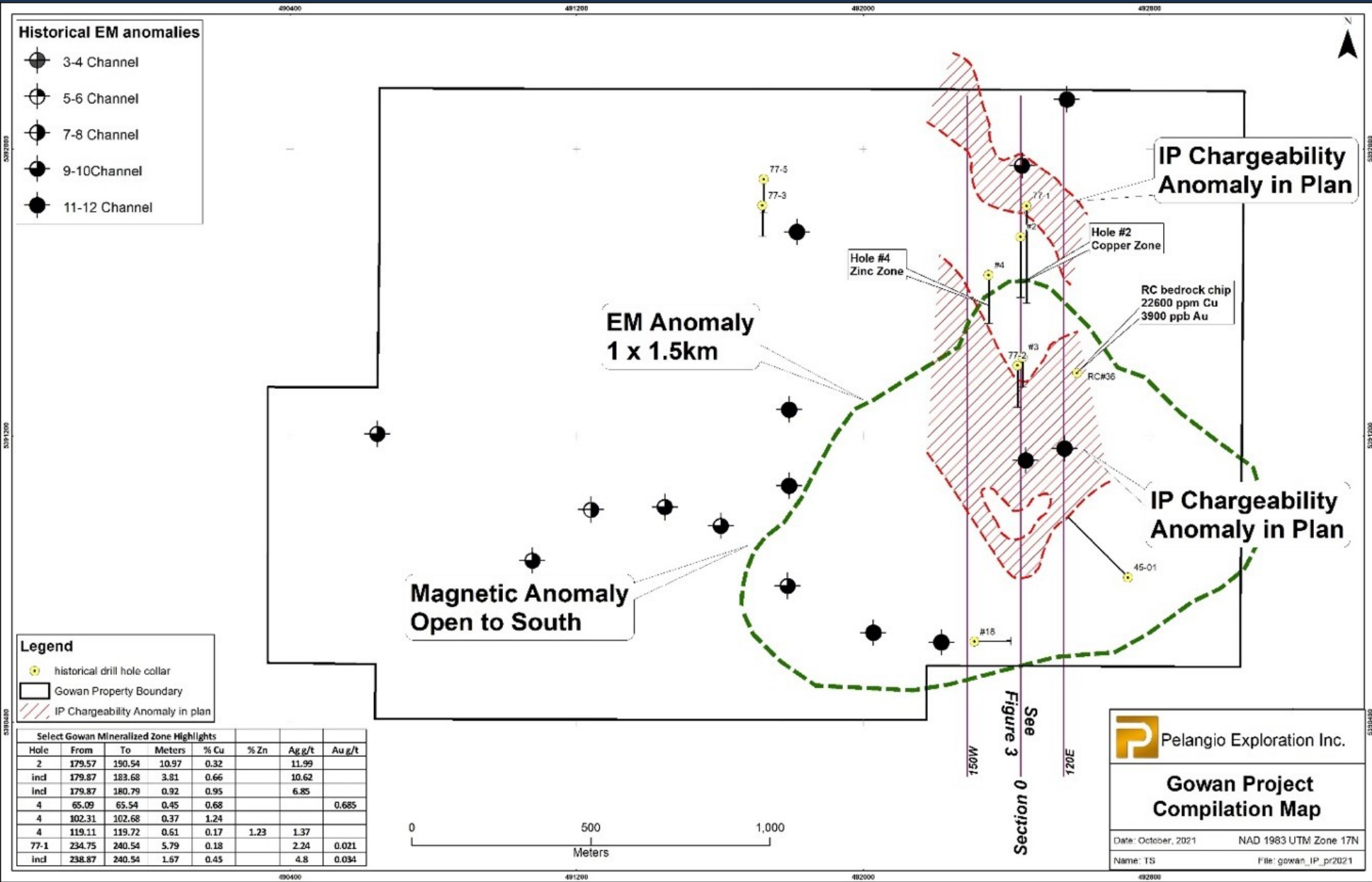
GOWAN COMPILATION MAP / GOWAN汇编图

Northern IP Anomaly 1 / 北部激发极化异常区1

- High-priority Cu-Zn
VMS target / 高度优
先的铜-锌VMS靶区

Southern IP Anomaly 2 / 南部激发极化异常区2

- High-priority Ni-Cu
target / 高度优先的
镍-铜靶区





**SUCCESS THROUGH
EXPLORATION / 勘探获得成功**

**...IT'S OUR MISSION
/ 这是我们的使命**



P E L A N G I O

PX : TSX-V

CONTACT

Ingrid Hibbard, President & CEO
/ 总裁兼首席执行官
Pelangio Exploration Inc.

info@pelangio.com
905-336-3828

www.pelangio.com

