



fintech 金融科技

artificial intelligence 人工智能

workforce optimization 人力优化

INVESTOR PRESENTATION / 投资者报告

APRIL 2022 / 2022年4月

[AnalytixInsight.com](https://www.AnalytixInsight.com)

ALY:TSX-V | ATIXF:OTCQB



# Disclosures

Statements about the AnalytixInsight Inc.'s (the "Company" or "ALY") future expectations and all other statements in this presentation other than historical facts, are "forward-looking statements" within the meaning of applicable Canadian securities legislation, Section 27A of the Securities Act of 1933, Section 21E of the Securities Exchange Act of 1934, and as that term is defined in the Private Securities Litigation Reform Act of 1995. The Company intends that such forward-looking statements be subject to the safe harbors created thereby.

The information in this document contains information relating to the Company that is based on the beliefs of the Company and/or its management, as well as assumptions made by any information currently available to the Company or its management. When used in this document, the words "anticipate," "estimate," "expect," "intend," "plans," "projects," and similar expressions, as they relate to the Company or its management, are intended to identify forward-looking statements. Such statements reflect the current view of the Company regarding future events and are subject to certain risks, uncertainties and assumptions, including the risks and uncertainties noted. Should one or more of these risks or uncertainties materialize, or should underlying assumptions prove to be incorrect, actual results may vary materially from those described herein as anticipated, believed, estimated, expected, intended or projected. In each instance, forward-looking information should be considered in light of the accompanying meaningful cautionary statements herein. Factors that could cause results to differ include, but are not limited to, successful performance of internal plans, the impact of competitive services and pricing and general economic risks and uncertainties. The Company does not undertake to update any forward-looking information, except in accordance with applicable securities laws. Unless required to be updated pursuant to securities laws, these statements speak only as of the date of this presentation.



—— AI-driven Solutions / 人工智能驱动的方案 ——

# Strategic Initiatives / 战略举措



## CapitalCube

AI-Driven Financial Analytics /  
人工智能驱动的金融分析

Fundamental financial analytics platform  
covering 50,000 global stocks. / 覆盖全球  
50,000只股票的基本面金融分析平台。



## MarketWall

FinTech Solutions / 金融科技解决方案

Licensed online financial broker in Italy. Trading and  
research solutions for institutions and retail  
investors. / 在意大利有执照的在线金融经纪人。为机  
构和散户投资者提供交易和研究解决方案。



## Euclides Technologies

Workforce Optimization / 人力优化

AI-based enterprise software solutions for the  
mobile field service industry. / 为移动现场服务  
行业提供基于人工智能的企业软件解决方案。

# Strategic Shifts – Financial Brokerage Industry / 战略转移——金融经纪行业

## ↑ Analytics & Research / 分析与研究


1. **AI & Machine Learning** – big data analytics and insightful financial analysis / 人工智能和机器学习——大数据分析和有洞察力的金融分析
2. **MiFID II Regulations** – divide of trading fees and research costs, reduction of small & midcap stock coverage / 《金融工具市场指令》(MiFID II) 条例 —— 交易费用和研究成本划分, 中小型股票覆盖面减少

## ↓ Trading Costs & Apps / 交易成本和应用程序

1. **Low-Cost Trading** – increasing frequency of trading, popularity of online brokerage firms / 低成本交易——交易频率的增加, 在线经纪公司普及
2. **Mobile Trading Apps** – rise of FinTech stock trading tools has made it easier for individuals to invest / 移动交易应用程序 —— 金融科技股票交易工具的兴起, 使个人投资变得更加容易





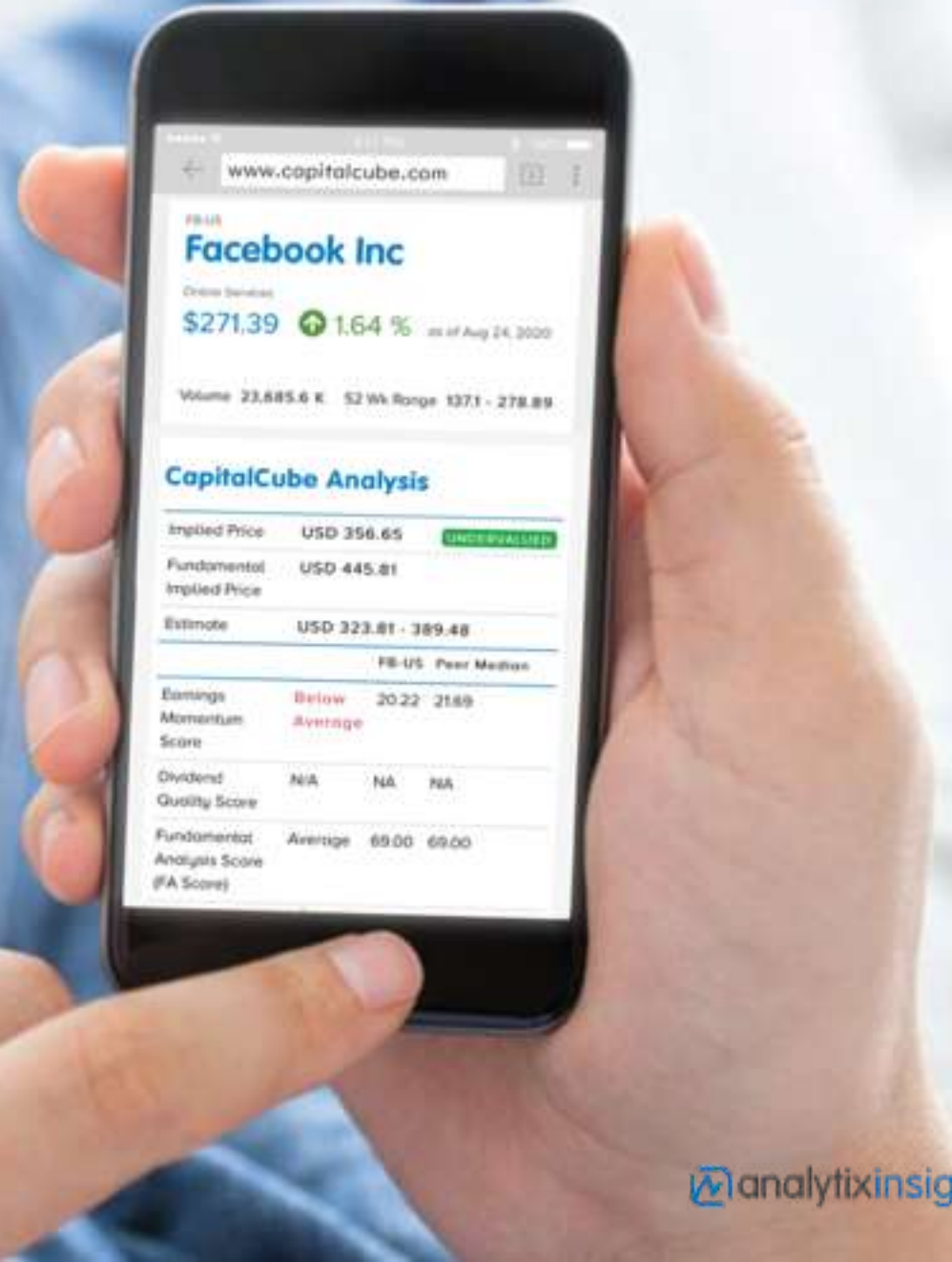


Financial Analytics / 金融分析

50,000 Stocks & ETFs / 50,000只股票和ETF

Artificial Intelligence / 人工智能

Machine Learning / 机器学习



# Artificial Intelligence For Investors / 面向投资者的人工智能

CapitalCube transforms financial data into insights on 50,000 global stocks & North American ETFs for institutions and individuals. / CapitalCube将金融数据转化为机构和个人对50,000只全球股票和北美ETF的洞察。

Worldwide stocks  
/ 全球股票



Peer-based Analysis  
/ 基于同行的分析



AI-generated reports  
/ 人工智能生成的报告



Stock & ETF Screening  
/ 股票和ETF筛选



Unique Scoring  
/ 独特得分



ESG Company Analytics  
/ ESG 公司分析



# CapitalCube Scores & Analysis / CapitalCube评分和分析

## Fundamental Financial Analysis Reports 基本面金融分析报告

- On-demand reports for Fundamental Analysis, Dividend Quality, Earnings Analysis, ESG, Pre-Revenue Analysis, and more / 基本面分析、股息质量、盈利分析、ESG、收益前分析等的按需报告
- Machine-generated narrative, graphs, charts, and diagrams provide quick and actionable analysis / 机器生成的叙述、图形、表和图表提供快速和可操作的分析

## CapitalCube Proprietary Scores / CapitalCube专有评分

- Fundamental Analysis Score / 基本面分析评分
- Earnings Momentum Score / 盈利势头评分
- Dividend Quality Score / 股息质量评分
- ESG & ESGC Score / ESG和ESGC评分
- Leverage Score / 杠杆评分



# Research Distribution Agreement / 研究分发协议

- Refinitiv is one of the world's **largest providers of financial data** / Refinitiv是**全球最大的金融数据供应商之一**
  - +40,000 customers and 400,000 users across 190 countries / 超过40,000 名客户和 400,000 名用户，遍布 190 个国家或地区
  - Acquired by the London Stock Exchange for **\$27B** in Jan 2021 / 2021 年 1 月被伦敦证券交易所**\$270亿**的价格收购
- AnalytixInsight & Refinitiv – Research Distribution / 研究分发
  - More than 26,000 CapitalCube research reports published. / 发布了超过 26,000 份 CapitalCube 研究报告。





# Our Robo-Advisor / 我们的机器人投顾

## Developed Robo-Advisor 已开发的机器人投顾

Expect to be available to clients and money managers in the future.  
/ 预计将来提供给客户和资金经理。

## Matching client risk to ideal portfolio: / 将客户风险与理想投资组合相匹配:

- Based on Modern Portfolio Theory (Harry Markowitz), / 基于现代投资组合理论 (Harry Markowitz)
- Matching risk to ideal ETF and equity exposure, / 将风险与理想ETF和股票投资相匹配
- Automatic rebalancing to maintain desired risk profile. / 自动再平衡以保持所需的状况



**\$2.5 TRILLION / \$2.5万亿**

Forecasted Assets under Management by 2024 /  
预测到2024年的资产管理规模

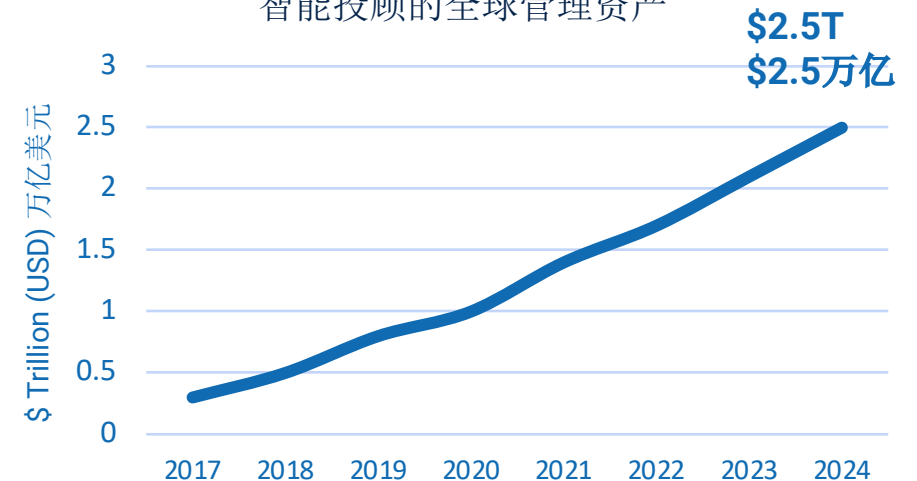


**293 MILLION / 2.93亿**

Robo-advisor users worldwide in 2021 / 2021年全球的机器人投顾用户

## Robo-Advisor Assets Under Management Worldwide

智能投顾的全球管理资产



Statista, 2021



# Our FinTech Offerings / 我们的金融科技产品

MarketWall is AnalytixInsight's FinTech joint venture headquartered in Milan, Italy. / MarketWall是AnalytixInsight的金融科技合资公司，总部设在意大利米兰。

Ownership: AnalytixInsight (49%), Intesa Sanpaolo (33%), MarketWall Employees (18%) / 所有权：AnalytixInsight（49%）、Intesa Sanpaolo（33%）、MarketWall员工（18%）



## GEMINA

White-label B2B AI FinTech trading and research platform. Powering InvestoPro. / 白标B2B人工智能金融科技交易和研究平台。为InvestoPro提供支持。



## INVESTOPRO

Licensed European online financial broker trading stocks, options & derivatives. The discount brokerage of Intesa Sanpaolo. / 交易股票、期权和衍生品的有执照的欧洲在线金融经纪人。Intesa Sanpaolo的折扣经纪公司。



## NORTH AMERICA 北美

Developing a stock trading platform for North American users, banks, and brokers. Powered by GEMINA. / 为北美用户、银行和经纪人开发一个股票交易平台。由GEMINA提供支持。

# GEMINA – FinTech Trading & Research Platform / GEMINA – 金融科技交易和研究平台



- White-label AI-Assisted Trading Platform for Banks, Brokers, and Institutions / 面向银行、经纪商和机构的白标人工智能辅助交易平台
- Enables cost savings and faster time-to-market with easy integrations / 通过简单的集成节约成本和加快上市时间

**GEMINA has been implemented by 2 leading European banks / 两家欧洲领先的银行已实施GEMINA**

**GEMINA powers / GEMINA能力:**

- Morningstar Global Market 晨星全球市场
- InvestoPro



GEMINA is an **AI-assisted multi-device trading platform** with fundamental analysis, editorial content, **third party** research, and more. / GEMINA是一个人工智能辅助的多设备交易平台，具有基本面分析、编辑内容、第三方研究等功能。



# Morningstar Global Market – GEMINA-Based Offering / 晨星全球市 场——基于GEMINA的产品

**Morningstar has launched Morningstar Global Market, a GEMINA-based research and market data offering / 晨星公司推出了晨星全球市场，这是一个基于GEMINA的研究和市场数据产品**

- An innovative enterprise research and market data platform for institutional users / 面向机构用户的创新企业研究和市场数据平台
- Available in Europe, Middle East and Africa / 可在欧洲、中东和非洲地区使用

## **MarketWall & Morningstar: / MarketWall和晨星:**

- Developed together with Morningstar over 2 years / 与晨星公司共同开发，历时2年
- Morningstar leads the sales and marketing initiatives / 晨星公司领导销售和营销计划



# InvestoPro – European Online Financial Broker / InvestoPro - 欧洲的在线金融经纪商

- Trading platform that combines research, financial education, news, and AI analysis tools and scoring. / 结合研究、金融教育、新闻和人工智能分析工具和评分的交易平台。
- 2.5 million views monthly across all digital channels / 所有数字渠道每月有250万次浏览

## Stocks, Options & Derivatives Trading / 股票、期权和衍生品交易

- €9-12/trade or €25/month / 每笔交易9-12欧元或25欧元/月
- Payment processing pending regulatory approvals / 支付处理有待监管部门批准

## Financial Analysis, News & Education / 金融分析、新闻和教育

- Financial quotes & news / 金融报价和新闻
- Education tools and practice trading / 教育工具和实际交易
- CapitalCube scores and reports / CapitalCube评分和报告



INTESA  SANPAOLO

Online Brokerage / 在线经纪

## InvestoPro – Intesa Sanpaolo's Online Broker / InvestoPro – Intesa Sanpaolo的在线经纪

**Intesa Sanpaolo launched InvestoPro as its online trading platform / Intesa Sanpaolo推出InvestoPro，作为其在线交易平台：**

- AI-assisted financial analysis / 人工智能辅助的金融分析
- News & research / 新闻和研究
- Education tools / 教育工具

Intesa Sanpaolo acts as the execution broker for InvestoPro / Intesa Sanpaolo担任InvestoPro的执行经纪商



### **Worldwide Customers / 全球客户**

Intesa Sanpaolo has 22M customers in 40 countries / Intesa Sanpaolo在40个国家或地区拥有2200万名客户



Joint Venture Partner / 合资伙伴



# Italy's Digital Bank / 意大利的数字银行

Intesa Sanpaolo has invested **€2.8bn** to increase digital business to **70%**. /  
Intesa Sanpaolo 投资了 **28亿欧元**，将数字业务提高到 **70%**。



4th largest bank in Europe by market cap / 按市值计算，是欧洲第四大银行



7.5 Million clients using digital apps / 750万客户使用数字应用程序



Intesa Sanpaolo has launched InvestoPro as its digital online trading platform / Intesa Sanpaolo 推出 InvestoPro，作为其数字在线交易平台



## Online Brokerage Examples / 在线经纪业务示例





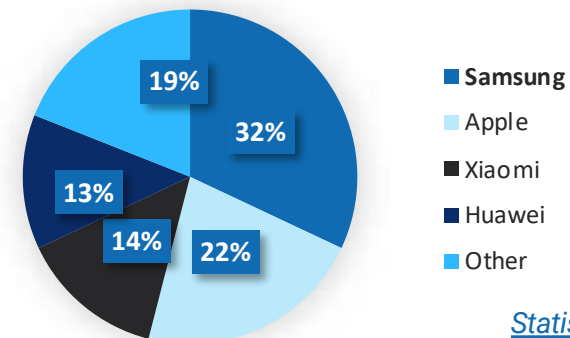
—— Strategic Partnership / 战略合作伙伴 ——

# InvestoPro Industry Partner – Samsung Electronics / InvestoPro行业合作伙伴 – 三星电子

**InvestoPro app pre-loaded on Samsung devices – including Smart TVs**  
**InvestoPro应用程序预装在三星设备上 – 包括智能电视**

32%: Samsung's market share in Europe, shipping more smartphones than any other vendor in 2020. / 32%: 三星在欧洲的市场份额，2020年的智能手机出货量超过任何其他供应商。

**European Smartphone Market Share 2020**  
**2020年欧洲智能手机市场占有率**



*Statista, 2021*

# North American Trading & Research Platform / 北美交易和研究平台

Developing a stock trading and research platform for North American users, banks, and brokers / 为北美的用户、银行和经纪商开发一个股票交易和研究平台

Will integrate attributes of CapitalCube, InvestoPro and GEMINA. / 将整合CapitalCube、InvestoPro和GEMINA的特性

## Key Attributes / 关键特性

- Real-time quotes / 实时报价
- Financial analysis / 金融分析
- Investor education / 投资者教育
- Robo advisory / 机器投顾
- Stock trading / 股票交易





# Workforce Optimization / 人力优化

**AnalytixInsight's Euclides Technologies is an expert systems integrator for the Field Service Management industry. / AnalytixInsight的Euclides Technologies是现场服务管理行业的专业系统集成商。**

Data in the workforce is exploding due to / 劳动力数据正在爆炸性增长，原因是：

- Mobile devices for field workers / 现场工作人员的移动设备
- Digital transformation accelerated by COVID19 pandemic / 新冠疫情加速了数字化转型



## IFS Partner – Re-sell & Implementation / IFS合作伙伴 - 再销售和实施

Enterprise software for manufacturers, distributors, service organizations and more / 面向制造商、分销商、服务机构等的企业软件



## Machine Learning for Field Service Management / 用于现场服务管理的机器学习

Designing machine learning solutions for integration with Field Service Management software / 与现场服务管理软件集成的设计机器学习解决方案



## Industry Alliances 行业联盟

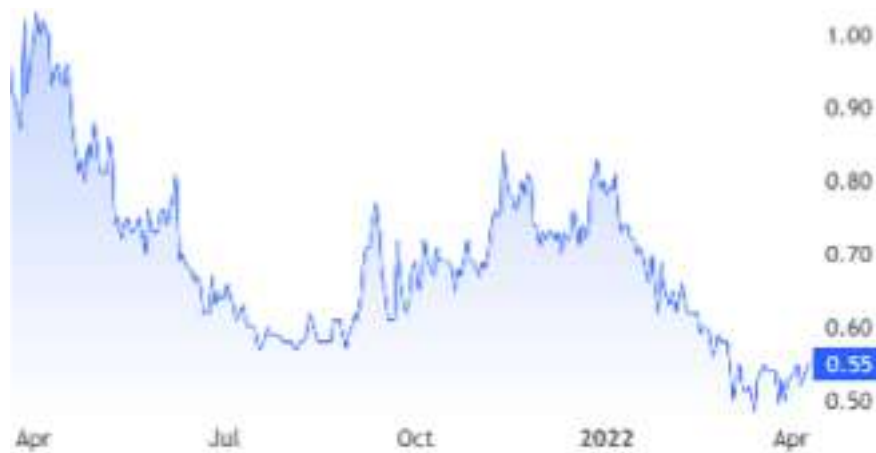


# Financial Information & Capital Structure

## 财务信息和资本结构

### ALY:TSX-V | ATIXF:OTCQB

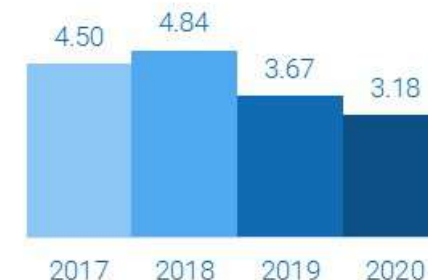
Market cap: **~55M**      Warrants: **11M** (\$0.65 - \$0.90)  
 市值: **~5500万**      (6.6M are traded TSX-V:ALY.WT)  
 Shares O/S: **95M**      认股权证: **1100万** (\$0.65 - \$0.90)  
 已发行股票: **9500万**      (660万份在TSX-V:ALY.WT上交易)  
 Options: **4.5M** (\$0.19 - \$0.75)      期权: **450万** (\$0.19 - \$0.75)



### AnalytixInsight

Q3 2021 Revenue: **\$0.7M** / 2021年第三财季收入: **\$70万**  
 YTD (9M) 2021 Revenue: **\$2.4M** / 2021年年初至今 (9个月) 收入: **\$240万**  
 LT Debt: **\$0** / 长期债务: **\$0**

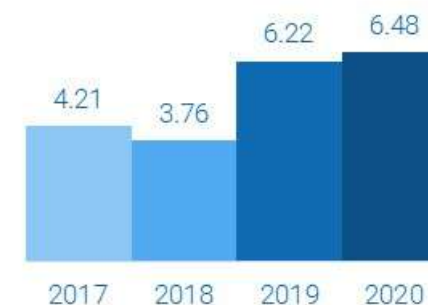
Revenue (\$M) / 收入 (\$百万)



### MarketWall

Q3 2021 Revenue: **\$1.4M** / 2021年第三财季收入: **\$140万**  
 YTD (9M) 2021 Revenue: **\$3.7M** / 2021年年初至今 (9个月) 收入: **\$370万**  
 (49% owned, NOT included in AnalytixInsight's financial statements) / (拥有49%股份, 不包括在AnalytixInsight的财务报表中)

Revenue (\$M) / 收入 (\$百万)



—— Key Personnel / 主要人员 ——

# Management Team / 管理团队



## **Prakash Hariharan**

**Chairman, CEO /**  
董事会主席、首席执行官

Formerly one of Canada's  
leading portfolio managers at  
Front Street Capital.

Financial Engineering degree,  
York University, BSc in Chemical  
Engineering.

MBA from the Schulich School  
of Business.

曾任加拿大Front Street Capital  
的主要投资组合经理。

约克大学金融工程学位，化学工  
程学士学位。

舒立克商学院的工商管理硕士。



## **Chaith Kondragunta**

**Managing Director / 董事总经理**

Co-founder AnalytixInsight,  
previously CEO. Current CEO of  
Aira Matrix. / AnalytixInsight联合  
创始人，前任首席执行官，目前是  
Aira Matrix的首席执行官。



## **Adi Hod**

**COO, Euclides Technologies /**  
**Euclides Technologies**首席运营官

Co-founder of Euclides Technologies.  
Former member of ClickSoftware  
Professional Services team. / Euclides  
Technologies的共同创始人，曾是  
ClickSoftware专业服务团队的成员。



## **Marco Roscio Ricon**

**CEO, MarketWall / MarketWall**  
首席执行官

Former head of desktop and  
internet applications at London  
Stock Exchange. / 曾任伦敦证券交  
易所桌面和互联网应用主管。



## **Scott Urquhart**

**VP Corporate Development /**  
企业发展副总裁

Former investment banker at a  
Canadian-based investment  
banking & securities brokerage  
firm. / 曾在一家加拿大投资银行和  
证券经纪公司担任投资银行家。



—— Contact Us / 联系我们 ——

# AnalytixInsight

ALY:TSX.V | ATIXF:OTCQB

fintech | artificial intelligence | workforce optimization

金融科技 | 人工智能 | 人力优化

[www.AnalytixInsight.com](http://www.AnalytixInsight.com)

 **Prakash Hariharan, CEO / 首席执行官**

 [Prakash.Hariharan@AnalytixInsight.com](mailto:Prakash.Hariharan@AnalytixInsight.com)

 416.861.2965

 **Scott Urquhart, VP Corporate Development / 企业发展副总裁**

 [Scott.Urquhart@AnalytixInsight.com](mailto:Scott.Urquhart@AnalytixInsight.com)

 416.522.3975

