



Aytu
BIOPHARMA

Aytu BioPharma, Inc.
Nasdaq: AYTU

June 2024 / 2024年6月



Forward Looking Statements / 前瞻性声明

This presentation includes forward-looking statements within the meaning of Section 27A of the Securities Act of 1933, as amended, and Section 21E of the Securities Exchange Act of 1934, or the Exchange Act. All statements other than statements of historical facts contained in this presentation, are forward-looking statements. Forward-looking statements are generally written in the future tense and/or are preceded by words such as "may," "will," "should," "forecast," "could," "expect," "suggest," "believe," "estimate," "continue," "anticipate," "intend," "plan," or similar words, or the negatives of such terms or other variations on such terms or comparable terminology. All statements other than statements of historical facts contained in this presentation, are forward-looking statements. These statements are just predictions and are subject to risks and uncertainties that could cause the actual events or results to differ materially. These risks and uncertainties include, among others, risks associated with: the Company's plans relating to the Company's overall financial and operational performance, the Company's commercial performance, regulatory status, reimbursement status, and other factors affecting their commercial uptake, clinical development and commercialization of the Company's current and future development assets, the anticipated start dates, durations and completion dates, as well as the potential future results of the Company's ongoing and future clinical trials, the anticipated designs of the Company's future clinical trials, and the anticipated future regulatory submissions, potential adverse changes to the Company's financial position or business plans, the results of operations, strategy and plans, changes in capital markets and the ability of the Company to finance operations in the manner expected, risks relating to gaining market acceptance of the Company's products, risks related to the ongoing COVID-19 pandemic and its impact on the Company's operations, the Company's ability to effectively integrate operations and manage integration costs following the Company's recent acquisitions, the Company's partners performing their required activities, the Company's anticipated future cash position, regulatory and compliance challenges and future events under current and potential future collaboration. Additional risks are described in "Risk Factors" in Part I, Item 1A of Aytu's most recent Annual Report on Form 10-K and in the other reports and documents it files with the Securities and Exchange Commission.

Company Overview / 公司概况

Commercial stage pharmaceutical company providing ADHD and pediatric-focused prescription drugs.
一家处于商业阶段的制药公司，提供针对ADHD（注意力缺陷多动障碍）和儿科的处方药品。



Strong Revenue Growth / 强劲的收入增长

- FY 2023 (Jun) total net revenue increased 11% to \$107.4 million from \$96.7 million in year ago period. / 2023财年（截止6月）总净营收从上年同期的\$9670万增至\$1.074 亿，增长11%。
- FY 2023 (Jun) Rx Segment net revenue was \$73.8 million, compared to \$61.1 million last year, growth of 21%. / 2023财年（截止6月）处方药业务净营收达到\$7380万，较上年同期的\$6110万增长21%。
- Q3 FY 2024 ADHD product net revenue increased 49% year over year to \$12.3 million. / 2024财年第三季度ADHD产品净营收为\$1230万，同比增长49%。



Positive Adjusted EBITDA for Rx Segment / 处方药业务调整后的EBITDA为正值

- FY 2023 (Jun) Rx Segment Adjusted EBITDA was a positive \$9.7 million. / 2023财年（截止6月）处方药业务调整后EBITDA为\$970万。
- Pipeline R&D, which contributed a \$(2.6) million to Adjusted EBITDA during FY 2023 (Jun) has since been suspended. / 研发项目和产品线在2023财年（截至6月）对调整后的EBITDA的贡献为\$260万，目前已暂停。
- Q3 2024 Rx Segment generated positive Adj. EBITDA of \$931 thousand vs prior year's negative \$4.7 million. / 2024财年第三季度，处方药业务产生的调整后息税折旧摊销前利润为\$93.1万，上年同期为负\$470万。



Market Dynamics and Company Growth Drivers / 市场动态和公司增长驱动力

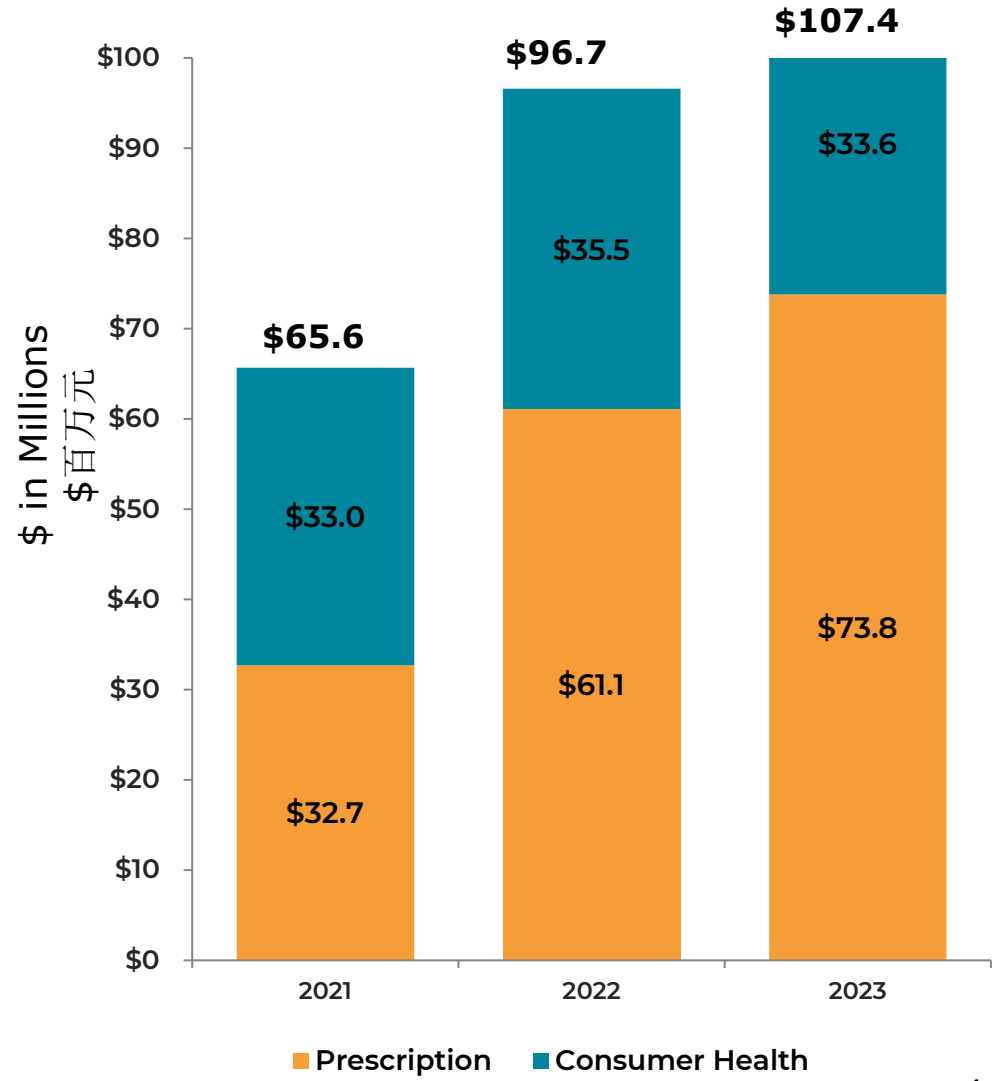
- Ongoing shortages of Adderall XR generics continued into 2024 and expanded to include generic Concerta, presenting an opportunity for Adzenys XR-ODT and Cotelma XR-ODT which are bioequivalent to Adderall XR and methylphenidate ER. / 直到2024年，Adderall XR仿制药仍然供不应求，并且扩大到包括Concerta(专注达)仿制药，这与Adderall XR和盐酸哌甲酯缓释片具有生物等效性的Adzenys XR-ODT和Cotelma XR-ODT带来了机会。
- Aytu RxConnect, a best-in-class patient access program that enables affordable, predictable, hassle-free patient access to Aytu Rx products to drive patient adherence and increased pull-through of Rx brands. / Aytu RxConnect是同类型中最佳的患者接入计划，可让患者以可负担、可预测、无压力的方式使用Aytu处方药产品，以促进患者坚持用药并提高处方药品牌的销售量。

Strong Revenue Growth

强劲的收入增长

Revenue / 收入

June 30 Fiscal Year-End / 6月30日财年末



Strategic Realignment to Focus on Profitable Prescription Drug Segment

战略调整，专注于盈利的处方药领域

Aytu's positive Adjusted EBITDA generation extends from FY 2023 into FY 2024 / 从2023财年到2024财年，Aytu持续产生调整后的EBITDA

- **In fiscal 2023 Aytu announced strategic shifts to focus corporate resources on its Rx commercial segment, with the indefinite suspension of all clinical development programs and planned wind down of its Consumer Health segment / 2023财年，Aytu宣布进行战略转移，将公司资源集中于处方药商业领域，无限期暂停所有临床开发项目，并计划逐步关闭消费者健康业务部门。**
- **FY 2023 (June) Rx segment Adjusted EBITDA was a positive \$9.7 million / 2023财年（截止6月）处方药业务调整后的EBITDA为正的\$970万**
- **Q3 FY24 positive Adj. EBITDA of \$425 thousand / 2024财年第三季度调整后EBITDA为正的\$42.5万**
- **March 2024 TTM Adj. EBITDA equaled \$15.4 million / 截止2024年3月，过去12个月调整后EBITDA为\$1540万**
- **\$19.8 million cash on hand as of March 31, 2024 / 截至2024年3月31日，现金余额为\$1980万**
- **Strategic shift expected to significantly enhance cash flows / 预计战略转移将显著增强现金流**



Aytu BioPharma's Value Drivers

Aytu BioPharma的价值驱动因素

Growth Drivers / 增长驱动力

- **Ramping prescription & revenue growth driven by organic sales and internal programs / 通过有机销售和内部项目推动处方数量和收入逐步增长**
 - Overall net revenue from prescription products was \$73.8 million in FY 2023, compared to \$61.1 million in the prior year period, growth of 21%. / 2023财年，处方药产品的整体净收入为\$7380万，与上年同期的\$6110万相比增长了21%。
 - ADHD products grew 9% YoY / ADHD产品同比增长了9%
 - Pediatric products grew 58% YoY / 儿科产品同比增长了58%
- **Emphasis on ADHD and pediatric medicines, with novel, IP-protected brands competing in large therapeutic categories / 重点关注多动症和儿科药物，拥有受知识产权保护的新品牌，在大的治疗领域展开竞争**
- **Growth driven by leveraging the Aytu RxConnect platform, new product launches and salesforce effectiveness / 利用Aytu RxConnect平台、新产品发布和销售队伍的效率推动增长**

Profitability Improvements / 提高盈利能力

- **Manufacturing transfer of ADHD medicines underway: / 正在进行多动症药物的生产转移:**
 - **Gross Margin improvement / 提高毛利率**
 - **Adzenys Post Approval Supplement (PAS) approved April 2023 / Adzenys后期补充申请 (PAS) 于2023年4月获批**
 - **Cotempla PAS Post Approval Supplement (PAS) approved October 2023 / Cotempla后期补充申请 (PAS) 于2023年10月获批**
 - **Commenced initial ramp-up in production at contract manufacturer / 已开始合同制造商处初步扩大生产规模**
- **Continuing reductions in SG&A / 持续削减销售、一般及行政费用**
- Rx Segment → Positive Adjusted EBITDA¹ of \$9.7M for fiscal year 2023 & \$8.8 M for first three quarters of 2024 / 处方药部门→2023财年调整后的EBITDA¹为\$970万，2024财年前三个季度为\$880万

1. Aytu uses the term EBITDA, which is a term not defined under United States Generally Accepted Accounting Principles. The Company uses this term because it is a widely accepted financial indicator utilized to analyze and compare companies on the basis of operating performance. The Company believes that presenting EBITDA by segments allows investors to evaluate the various performance of these segments. The Company's method of computation of adjusted EBITDA may or may not be comparable to other similarly titled measures used by other companies. We believe that net loss is the performance measure calculated and presented in accordance with U.S. GAAP that is most directly comparable to EBITDA. / Aytu使用的息税折旧摊销前利润 (EBITDA) 一词在美国公认会计准则中没有定义。公司使用这一术语是因为它是一个被广泛接受的财务指标，用于分析和比较公司的经营业绩。公司认为，按各业务部门报告的EBITDA可以让投资者评估这些部门的业绩。公司计算调整后EBITDA的方法可能与其他公司使用的其他类似指标具有可比性，也可能不具有可比性。我们认为，净亏损是根据美国通用会计准则计算和呈报的绩效指标，与EBITDA具有最直接的可比性。

A group of five diverse children of various ethnicities are smiling and posing together. The background is a warm, orange-toned gradient. The children are dressed in casual clothing like t-shirts and overalls.

Rx Segment Overview

处方药业务概况

Differentiated Rx Brands Focused on ADHD & Pediatrics

专注于多动症和儿科的差异化处方药品牌

Net revenue from Rx products was \$73.8 million in FY 2023, compared to \$61.1 million in FY 2022, growth of 21% driven solely by organic growth. / 2023财年，处方药产品的净收入为\$7380万，相比2022财年的\$6110万增长了21%，这完全得益于有机增长。



Novel, Effective, Extended-Release ADHD Treatment / 新颖、有效的缓释型多动症治疗药物

- Only FDA-approved, extended-release, orally-disintegrating amphetamine tablet / 唯一获得FDA批准的安非他明缓释口腔崩解片剂
- Effective, consistent treatment lasting over twelve hours / 有效、持续的治疗时间超过12小时
- Adderall XR shortages creates potential short-term growth opportunity. Adzenys XR-ODT is bioequivalent to Adderall XR. / Adderall XR的短缺创造了潜在的短期增长机会。Adzenys XR-ODT与Adderall XR具有生物等效性。



Proven, Rapid Effectiveness for ADHD Patients 6-17 Years Old / 对6-17岁多动症患者的快速疗效已得到证实

- Only orally-disintegrating methylphenidate (MPH) tablet approved by FDA / 唯一获得FDA批准的口腔崩解型哌醋甲酯 (MPH) 片剂
- 61% improvement in ADHD symptoms at 1 hour (73% at 2 hours) over placebo / 与安慰剂相比，多动症症状在1小时内改善61% (2小时内改善 73%)
- 42% improvement in math performance over placebo / 数学能力与安慰剂相比提高了42%
- Generic Concerta (MPH) also experiences drug shortages. Cotempla XR-ODT is an extended-release MPH tablet / Concerta (MPH)仿制药也出现短缺。而Cotempla XR-ODT是一种MPH缓释片。

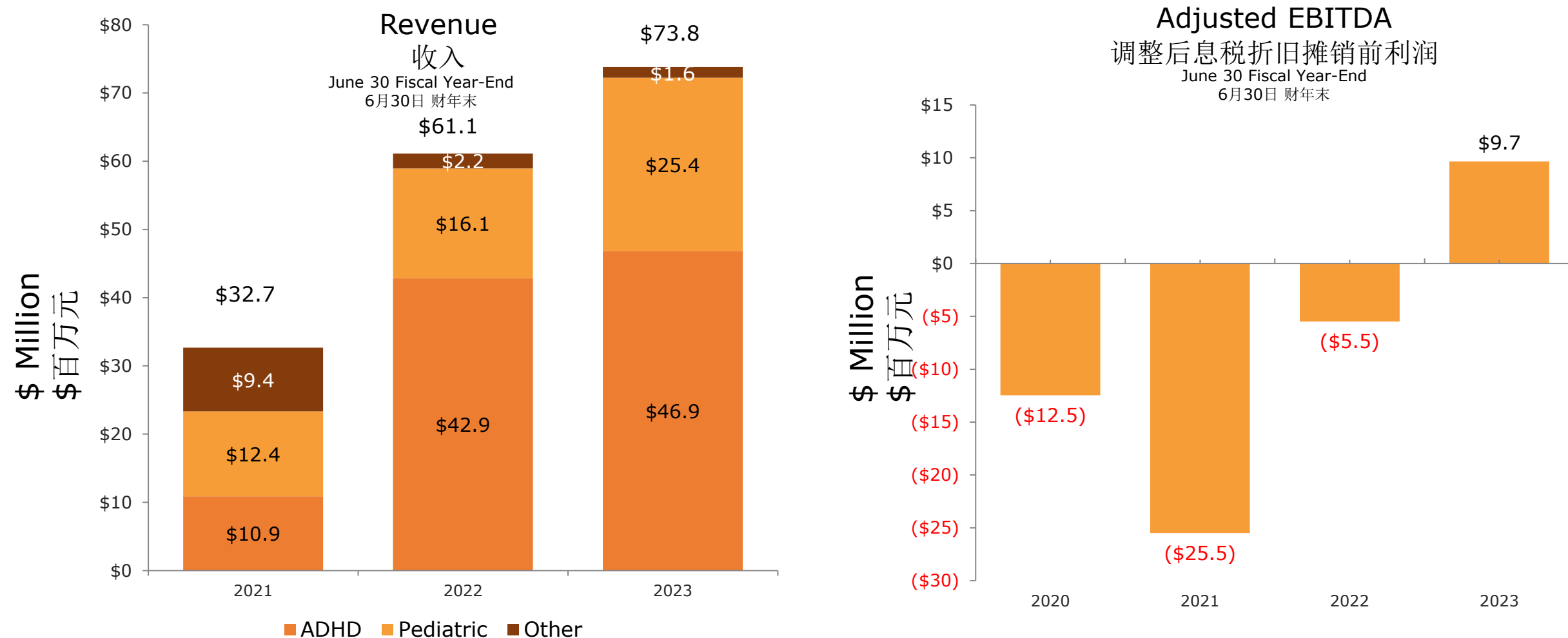


Multi-vitamin + fluoride supplement line containing novel L-methylfolate / 含新型L-甲基叶酸的多种维生素+氟化物补充剂系列

- Most prescribed multivitamin + fluoride Rx brand in U.S. / 美国处方量最大的多种维生素+氟化物处方药品牌
- Provides a convenient, child friendly supplement for patients in non-fluoridated areas / 为非含氟地区的患者提供方便、适合儿童的补充剂
- Only fluoride supplement containing Arcofolin[®], a 'body ready' L-methylfolate enabling efficient folic acid metabolism / 唯一含有Arcofolin[®]的氟化物补充剂，是一种“身体可直接利用”的L-甲基叶酸，可促进叶酸的高效代谢

Rx Segment / 处方药业务

Positive Adjusted EBITDA FY (June) 2023 / 2023财年（截止6月）正的调整后EBITDA



See reconciliation of Adjusted EBITDA in Appendix / 参见附录中调整后的EBITDA对账

Aytu uses the term EBITDA, which is a term not defined under United States Generally Accepted Accounting Principles. The Company uses this term because it is a widely accepted financial indicator utilized to analyze and compare companies on the basis of operating performance. The Company believes that presenting EBITDA by segments allows investors to evaluate the various performance of these segments. The Company's method of computation of adjusted EBITDA may or may not be comparable to other similarly titled measures used by other companies. We believe that net loss is the performance measure calculated and presented in accordance with U.S. GAAP that is most directly comparable to EBITDA. / Aytu使用的息税折旧摊销前利润（EBITDA）一词在美国公认会计准则中没有定义。公司使用这一术语是因为它是一个被广泛接受的财务指标，用于分析和比较公司的经营业绩。公司认为，按各业务部门报告的EBITDA可以让投资者评估这些部门的业绩。公司计算调整后EBITDA的方法可能与其他公司使用的其他类似指标具有可比性，也可能不具有可比性。我们认为，净亏损是根据美国通用会计准则计算和呈报的绩效指标，与EBITDA具有最直接的可比性。

ADHD Market Dynamics

多动症市场动态

Since 2022, numerous Adderall XR and Concerta generic manufacturers reported ongoing, intermittent manufacturing delays contributing to supply shortages. / 自2022年以来，多家Adderall XR和Concerta仿制药生产商都报告了持续、间歇性的生产延误，导致供应短缺。

- Adzenys XR-ODT is FDA-approved as bioequivalent to Adderall XR and is the first and only orally disintegrating tablet (ODT) extended-release amphetamine. ODTs have a rapid onset, are easy to take, and help caregivers prevent “cheeking” or patient non-use of ADHD medications. / Adzenys XR-ODT已获得FDA批准，与Adderall XR具有生物等效性，并且是首款也是唯一一种缓释型口腔崩解片 (ODT)安非他明。ODT具有起效快，易服用的特定，有助于护理人员发现患者“藏药”或不服用多动症药物。
- Cotempla is FDA-approved as bioequivalent to Concerta XR, and the only ODT XR methylphenidate / Cotempla已获得FDA批准，与Concerta XR具有生物等效性，也是唯一的口服崩解片 (ODT) 缓释哌醋甲酯药物
- ADHD is one of the most common developmental disorders in children and often persists into adulthood. / 多动症是儿童最常见的发育障碍之一，通常会持续到成年。
- In 2022, CDA reported that 6 million children in the United States ages 3 to 17 had previously received an ADHD diagnosis between 2016 and 2019, up 36% since 2003. / 2022年，CDA报告称，在2016年至2019年间，美国有600万名3至17岁儿童曾被诊断为注意力缺陷多动障碍，自2003年以来增长了36%。
- In 2022, approximately 83.5 million prescriptions for ADHD medications were written in the United States and generated approximately \$21.2 billion in sales. / 仅2022年，美国多动症药物处方数量约为8350万张，多动症药物销售额约为\$212亿。
- Extended-release, or long acting, dosage forms of stimulant medications are the standard of care for treating ADHD, making up approximately 43% of ADHD prescriptions. / 缓释或长效兴奋剂药物是治疗多动症的标准用药，约占多动症处方用药的43%。



 CBS NEWS

February 8, 2024
2024年2月8日

Why is there an ADHD medication shortage in 2024? What's making generics of Vyvanse, Adderall and more so scarce

Fluoride Market Dynamics

氟化物市场动态

American Dental Association: Fluoride supplements can be prescribed for children ages 6 months to 16 years who are at high risk for tooth decay and whose primary drinking water contains low or no fluoride. / 美国牙科协会：对于饮用水中低含氟或不含氟、年龄在6个月至16岁的容易患龋齿的儿童，可以开具氟化物补充剂处方。

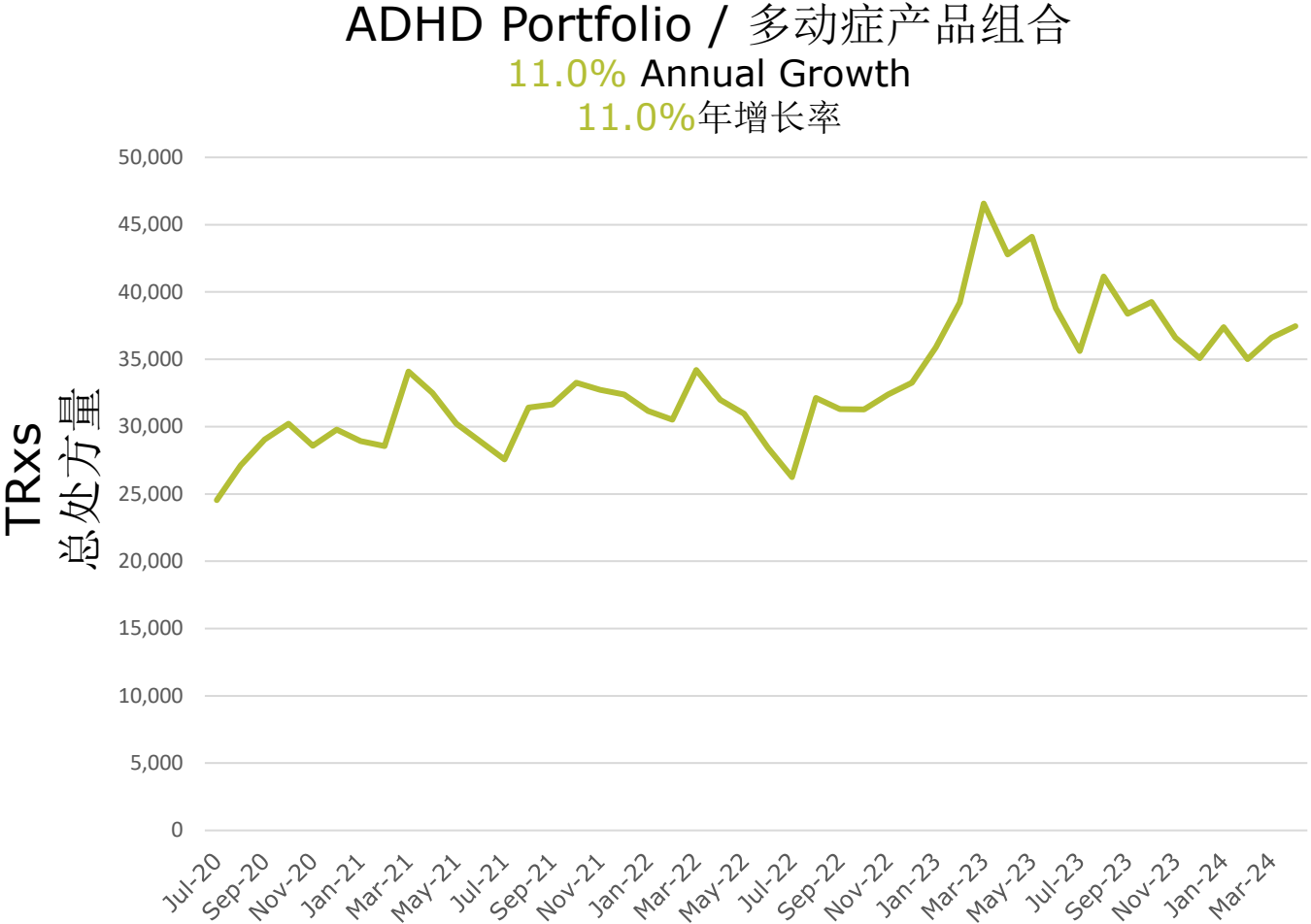
- Poly-Vi-Flor® and Tri-Vi-Flor® are two complementary prescription fluoride-based supplement product lines containing combinations of multiple vitamins and sodium fluoride in various oral formulations. / Poly-Vi-Flor®和Tri-Vi-Flor®是两个互补的氟化物处方补充剂产品系列，包含多种维生素和氟化钠的组合，采用不同的口服配方。
- While a majority of US drinking water is fluoridated, some major geographic areas including much of New Jersey and New York's Long Island lack it. / 虽然美国大部分地区的饮用水都加了氟，但包括新泽西州大部分地区 and 纽约长岛在内的一些主要地区饮用水中是不含氟的。
- Approximately 1 in 4 American children live in municipalities that do not fluoridate the water supply or in rural areas that rely on well water do not receive recommended levels of fluoride through fluoridation. / 大约每 4 名美国儿童中就有1名生活在不对自来水进行氟化处理的城镇，或者生活在依靠井水的农村地区，因而无法通过氟化处理获得建议水平的氟化物。
- In 2021, 9.5 million multi-vitamin prescriptions were written in the U.S. Of those prescriptions, multi-vitamins containing sodium fluoride accounted for 1.5 million total prescriptions. / 2021年，美国开出得复合维生素处方数量为950万张，其中含氟化钠的复合维生素处方数量占到了150万张。



Strong Prescription Growth Across ADHD Portfolio

多动症产品组合的处方量增长强劲

Since FY 2020, the total prescriptions written monthly the company's core ADHD product portfolio have increased significantly / 自2020财年以来，公司核心多动症产品组合的每月处方总量显著大幅增加



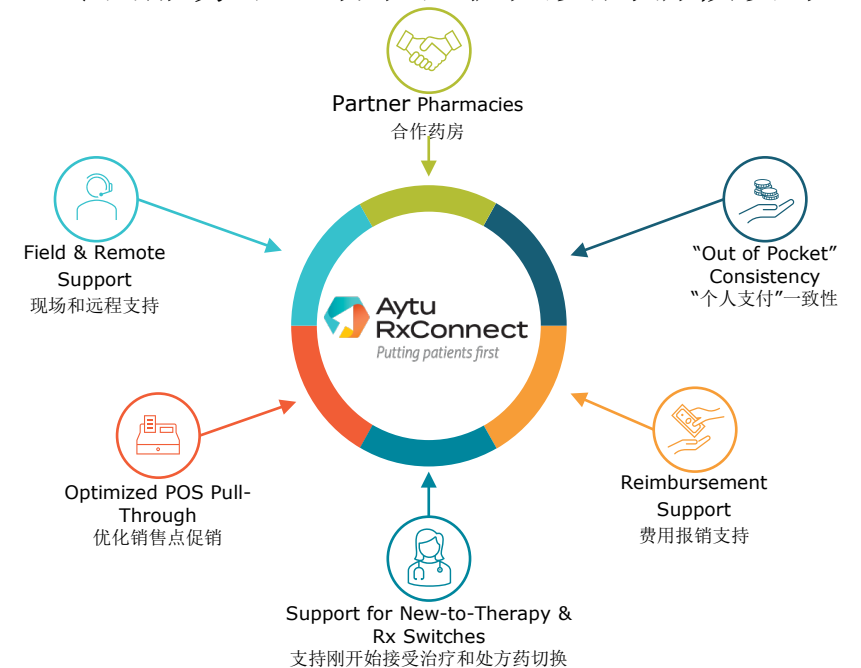
Aytu RxConnect Driving Rx Growth

Aytu RxConnect平台推动处方药增长

Aytu RxConnect is a proprietary, best-in-class patient access program that enables affordable, predictable, hassle-free patient access to Aytu Rx products. / Aytu RxConnect是一项专有的、是同类型中最佳的患者接入计划，使患者能够以可负担、可预测、无压力的方式使用Aytu处方药产品

- ~1,000 pharmacies nationwide including independent pharmacies and two regional grocery chains / 在全国范围内拥有约1000家药房，包括独立药房和两家地区性连锁杂货店
- Offers prescribers and patients **affordability, predictability and access** to Aytu brands for 100% of commercially insured / 使开具处方的医生和患者能够得到价格实惠、可预测和容易购买的Aytu品牌产品，商业保险可100%报销
- Reduces pharmacy call backs relating to prior authorizations, step edits, and payor access barriers / 减少药房因事先授权、分级编辑和支付者访问障碍而导致的电话回访
- **>90% of company scripts** driven through RxConnect network / 超过90%的公司处方通过RxConnect网络完成

Novel Design Uniquely Serves Patients & HCPs
专门服务于患者和医护人员的新颖设计



The Aytu RxConnect Platform Delivers Value for Patients, Prescribers, and Aytu

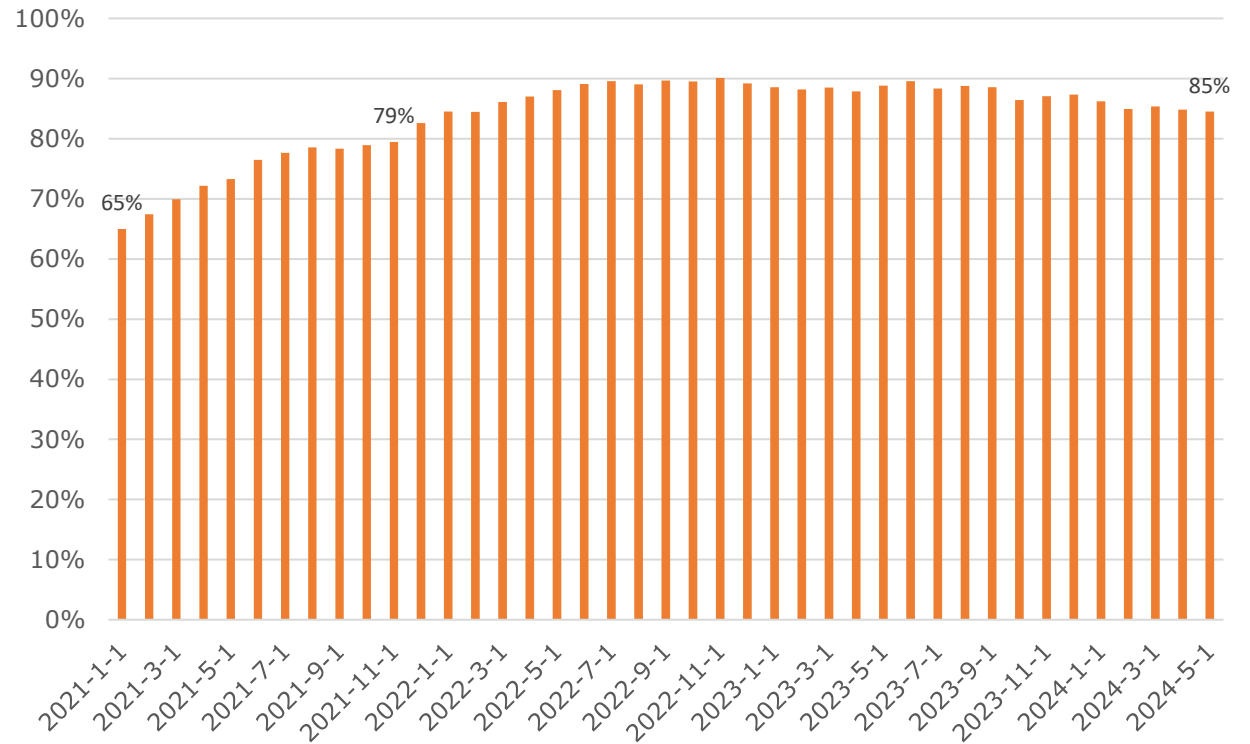
Aytu RxConnect平台为患者、处方者和Aytu带来价值

41% Reduction in Patient Out-of-Pocket Cost
患者自付费用减少41%

2x Improvement in Aytu per Rx Contribution Margin
对Aytu而言，每个处方贡献的利润率提高2倍

36% Increase in Rx Refills
处方补充量增加36%

% Core Products TRx through RxConnect Pharmacies
使用RxConnect平台的药房总处方量中核心产品占百分比



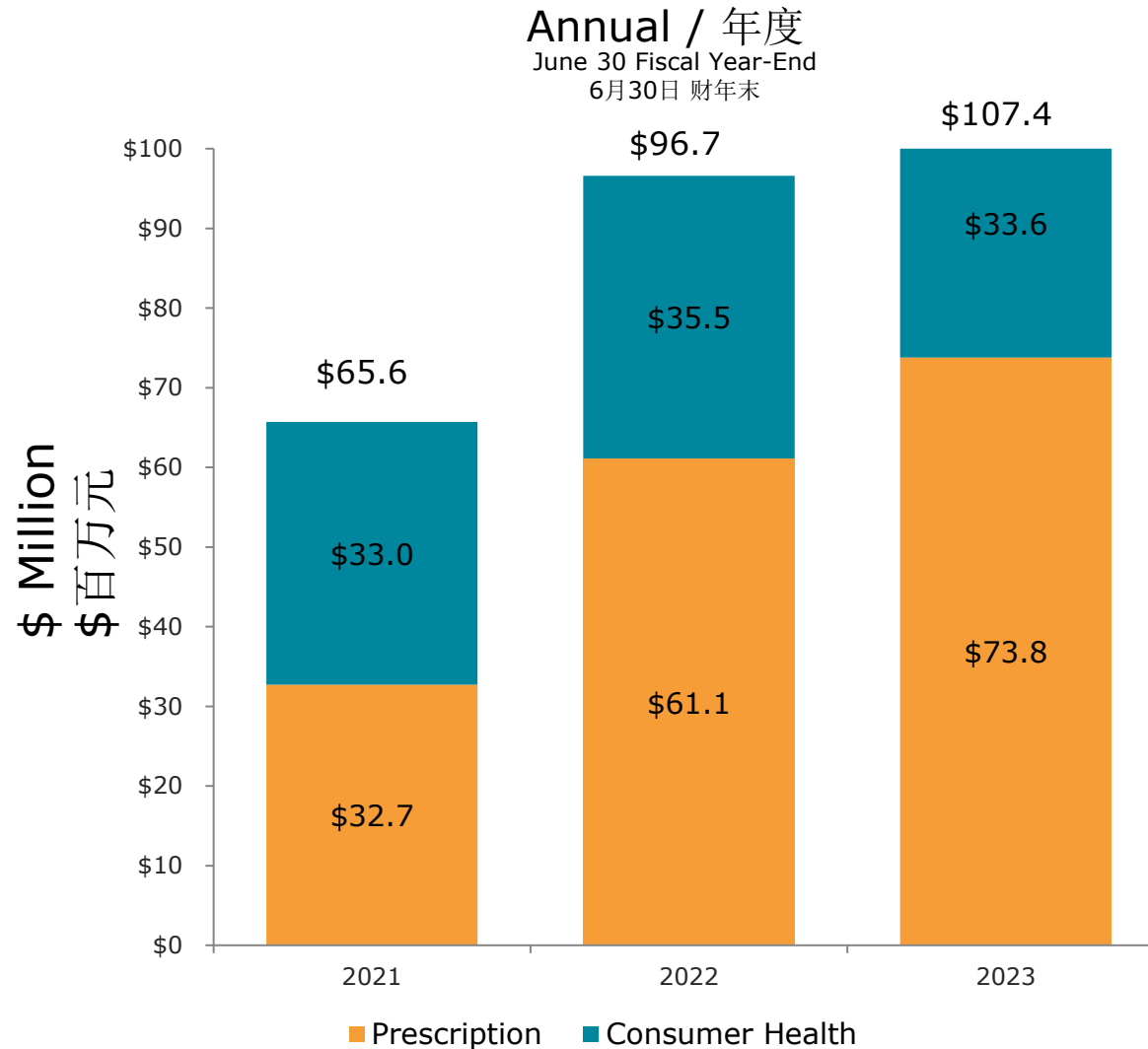


Financial Summary

财务状况汇总

Revenue / 收入

11% YoY growth in Revenue driven by strength in Rx segment (21% YoY growth)
受处方药业务强劲增长（同比增长21%）带动，收入同比增长11%



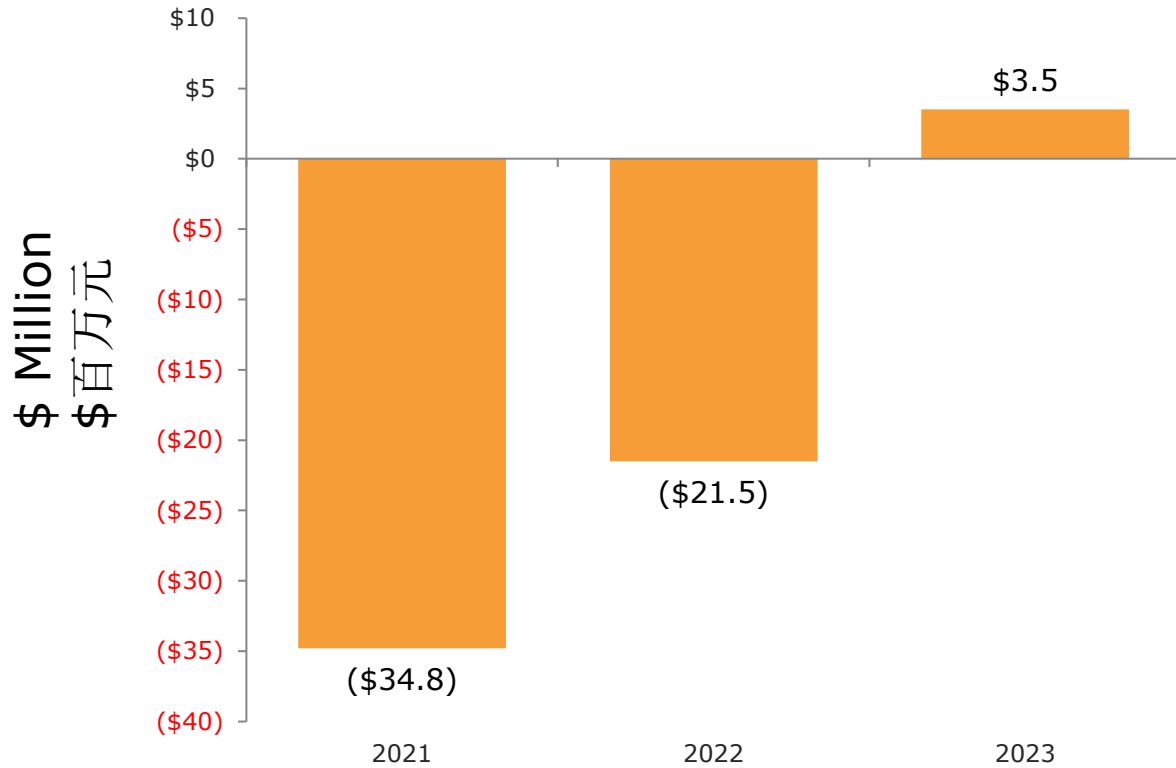
Positive Companywide Adjusted EBITDA

全公司范围调整后息税折旧摊销前利润为正值

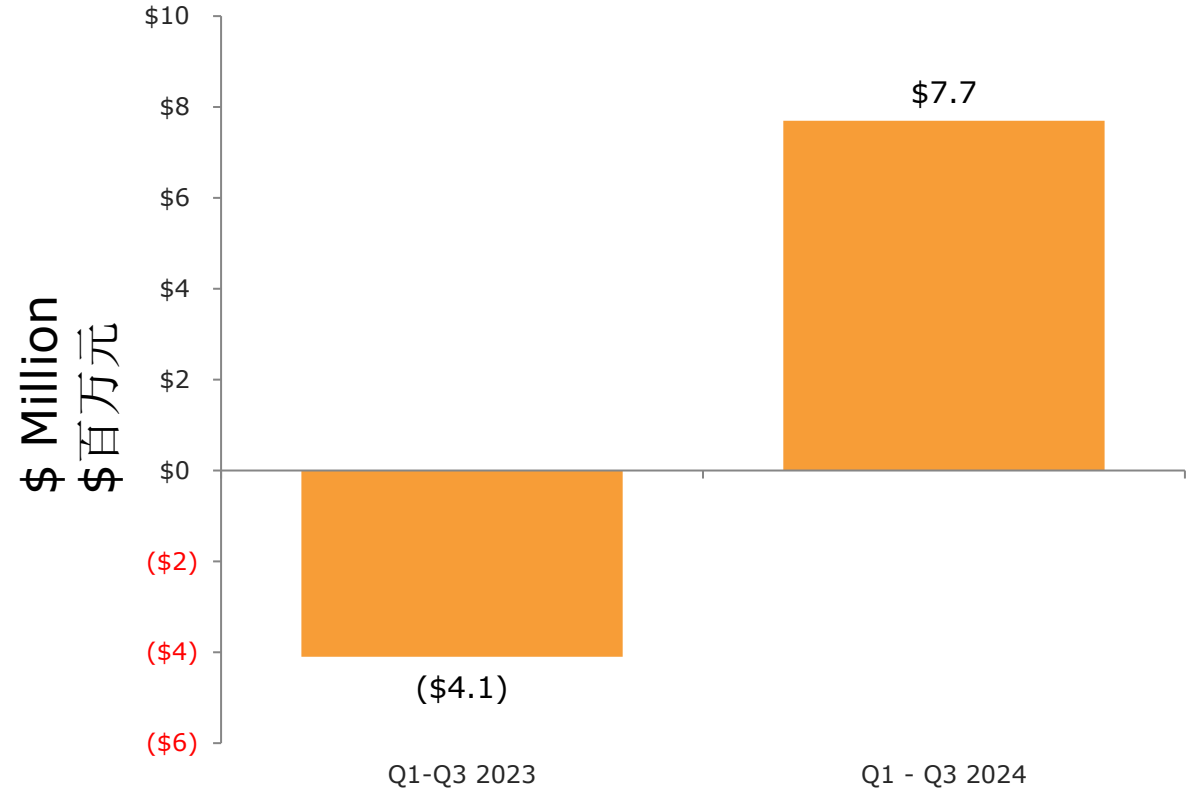
Positive Adjusted EBITDA Driven by Rx Segment (Adj EBITDA positive 7 of most recent 8 quarters)

调整后息税折旧摊销前利润在处方药业务部门的推动下为正值（最近8个季度中有7个季度调整后EBITDA正值）

Annual / 年度
June 30 Fiscal Year-End
6月30日 财年末



Year-to-Date / 年初至今
June 30 Fiscal Year-End
6月30日 财年末



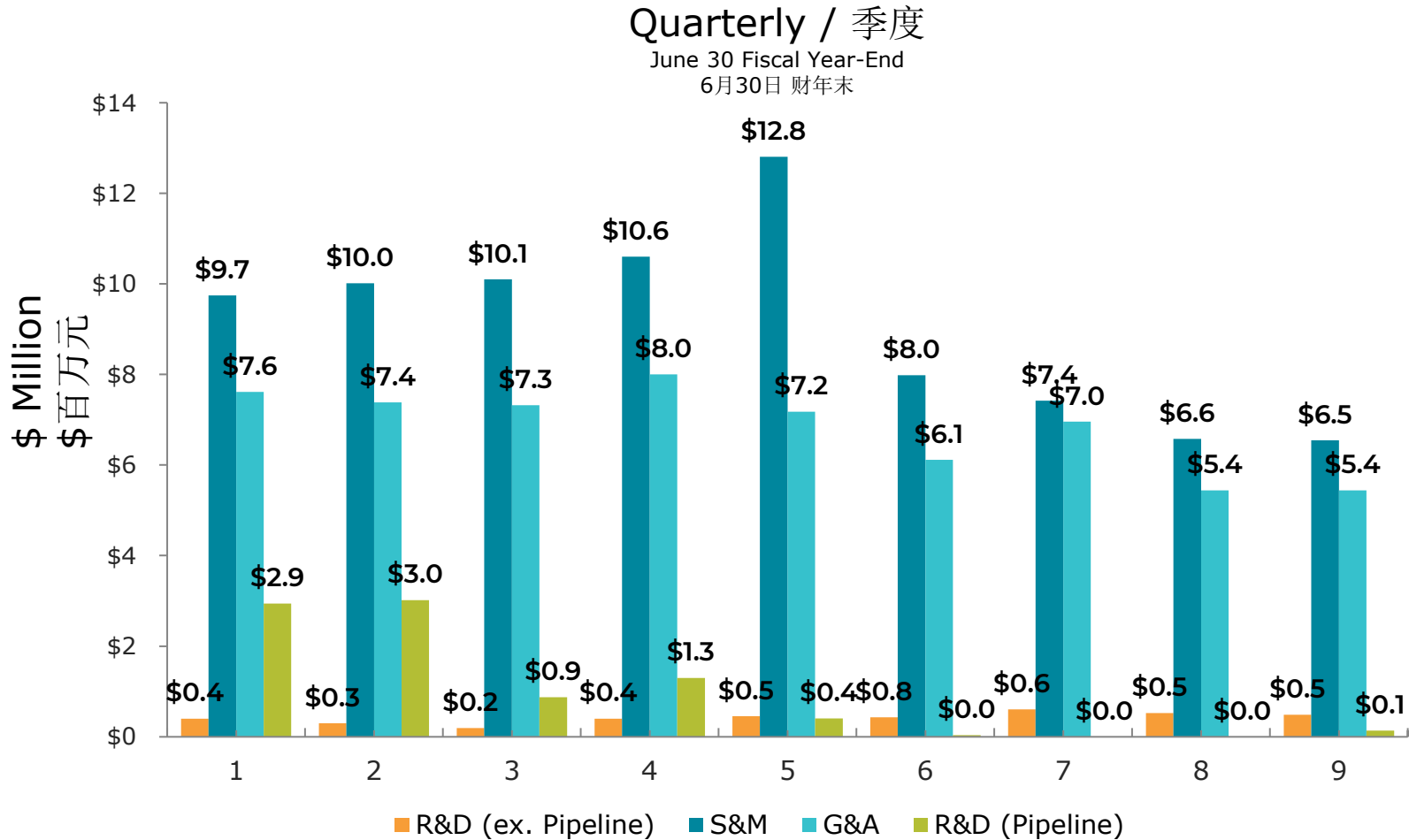
See reconciliation of Adjusted EBITDA in Appendix / 参见附录中调整后的EBITDA对账

Aytu uses the term EBITDA, which is a term not defined under United States Generally Accepted Accounting Principles. The Company uses this term because it is a widely accepted financial indicator utilized to analyze and compare companies on the basis of operating performance. The Company believes that presenting EBITDA by segments allows investors to evaluate the various performance of these segments. The Company's method of computation of adjusted EBITDA may or may not be comparable to other similarly titled measures used by other companies. We believe that net loss is the performance measure calculated and presented in accordance with U.S. GAAP that is most directly comparable to EBITDA. / Aytu使用的息税折旧摊销前利润（EBITDA）一词在美国公认会计准则中没有定义。公司使用这一术语是因为它是一个被广泛接受的财务指标，用于分析和比较公司的经营业绩。我们认为，按各业务部门报告的EBITDA可以让投资者评估这些部门的业绩。公司计算调整后EBITDA的方法可能与其他公司使用的其他类似指标具有可比性，也可能不具有可比性。我们认为，净亏损是根据美国通用会计准则计算和呈报的绩效指标，与EBITDA具有最直接的可比性。

Quarterly Operating Expense / 季度运营支出

(excludes impairment and amortization of intangibles assets / 不包括无形资产的减值和摊销)

Company focused on commercial leverage to drive growth while gaining operating efficiencies
 公司专注于利用商业杠杆推动增长，同时提高运营效率



- **On October 13th, 2022, Aytu announced a strategic shift to focus corporate resources on Commercial Operations and indefinitely suspended all clinical development programs (Pipeline R&D).** / 2022年10月13日, Aytu宣布进行战略转移, 将公司资源集中于商业运营, 并无限期暂停所有临床开发项目(产品线研发)。
 - **Expected to save \geq \$20M in R&D expense over three years / 预计三年内可节约超过\$2000万的研发费用**
- **Tech transfer of Adzenys XR-ODT and Cotempla XR-ODT continues shift to outsourced production, with beneficial impact to ADHD gross profit margins. The Grand Prairie, TX facility will close and be returned to the landlord in 2H calendar 2024 / Adzenys XR-ODT 和 Cotempla XR-ODT 的技术转移继续转向外包生产, 对 ADHD 的毛利率产生积极影响。位于德克萨斯州大草原城的工厂将于 2024 年下半年关闭并归还业主。**

Balance Sheet Highlights / 资产负债表亮点

(in thousands except shares outstanding / 所有数字以千为单位, 除流通股数量)	3/31/2024
Cash and cash equivalents / 现金和现金等价物	\$19,760
Total current assets / 流动资产总额	\$71,130
Intangible assets, net / 无形资产净额	\$54,082
Total assets / 资产总额	\$128,863
Total current liabilities / 流动负债总额	\$83,689
Borrowings include \$15,135 Term Note ¹ and \$1,581 o/s on Line of Credit / 借款中包括一笔金额为\$15,135的固定期限借款以及一笔透支额度内尚未偿还的\$1581借款	\$16,716
Total liabilities / 负债总额	\$98,086
Total stockholders' equity / 股东权益总额	\$30,777
Shares Outstanding / 流通股数量	5,567,909
Fully Diluted Shares, Warrants and Equity Awards Outstanding / 完全稀释后流通股、未行权的认股权证和股权激励 (2)	6,629,127

(1) Note held by Avenue Venture Opportunities Fund, L.P.; Interest-Only until maturity in January 2025 / 借款人为Avenue Venture Opportunities Fund, L.P., 2025年1月到期前只支付利息

(2) Includes outstanding warrants (6,480,090), RSUs (2,336), employee equity awards (146,701) / 包括未行权的认股权证 (6,480,090份)、受限股票单位 (2336份)、员工股权激励 (146,701份)。

Investment Highlights / 投资亮点

Focus on sales growth, cost efficiencies, and positive cash flow
关注于销售增长、成本效益和良好的现金流

- **Strong revenue growth over past 3 years driven by organic growth and strategic acquisitions /**
在有机增长和战略收购的推动下，收入在过去3年中实现强劲增长
- **TTM March 2024 adjusted EBITDA of positive \$15.4 million /** 截至2024年3月，过去12个月调整后
EBITDA为正的\$1540万
- **Positive industry dynamics in primary prescription markets /** 主要处方药市场呈现积极的行业动态
- **Commenced initial ramp-up in ADHD production at contract manufacturer /** 合同制造商开始初步提升
多动症（ADHD）药物的产量
- **Innovative Aytu RxConnect can easily be leveraged to add additional products into platform /** 利
用创新的Aytu RxConnect平台可轻松添加更多产品
- **Organic growth, platform leverage, macro dynamics and commercial focus should combine to**
allow the market to reappraise long-term opportunity and valuation / 将有机增长、平台杠杆作用、宏
观动态和商业重点结合起来，使市场能够重新评估长期机遇和估值

Appendix

附录

Adjusted EBITDA Reconciliation

调整后息税折旧摊销前利润（EBITDA）对账

	FY 2022				FY 2023				FY 2023			FY21	FY22	FY23
	Q1	Q2	Q3	Q4	Q1	Q2	Q3	Q4	Q1	Q2	Q3	FY21	FY22	FY23
	Sep	Dec	Mar	Jun	Sep	Dec	Mar	Jun	Sep	Dec	Mar	Jun	Jun	Jun
	<i>Actual</i>	<i>Actual</i>	<i>Actual</i>	<i>Actual</i>	<i>Actual</i>	<i>Actual</i>	<i>Actual</i>	<i>Actual</i>	<i>Actual</i>	<i>Actual</i>	<i>Actual</i>	<i>Actual</i>	<i>Actual</i>	<i>Actual</i>
Adjusted EBITDA Reconciliation														
Net income (Loss)	\$ (27.851)	\$ (11.548)	\$ (53.073)	\$ (17.701)	\$ (0.701)	\$ (6.693)	\$ (7.200)	(2.457)	\$ (8.120)	\$ (0.220)	\$ (2.887)	\$ (58.289)	\$ (110.173)	(17.051)
Interest expense-net	0.791	0.755	0.831	1.065	1.111	1.199						2.836	3.442	
Income tax (expense) benefit	(0.107)	(0.003)						1.836		0.828	0.245	0.259	(0.110)	7.387
Depreciation & Amort.	2.507	2.460	2.447	1.964	1.855	1.853	1.844	5.224	1.941	1.899	1.834	7.688	9.378	7.824
Impairment of goodwill/intangibles	19.453		45.196	10.809		2.600		0.899				12.825	75.458	6.045
Stock-based compensation expense	1.519	1.230	1.268	1.230	1.177	3.067	0.901	1.252	0.930	0.820	0.811	3.574	5.247	4.779
Other Expense (Income), net	(0.751)	(0.775)	(0.776)	(0.278)			1.215	(0.465)	0.709	1.179	1.195	(0.786)	(2.580)	(0.969)
Loss (gain) from contingent considerations	0.219	0.277	(1.257)	(0.999)	0.128	0.104	(0.734)	1.374				(4.459)	(1.760)	
Gain (Loss) on debt extinguishment			(0.169)									1.569	(0.169)	(4.793)
(Gain) Loss on Derivative Warrant Liability			(0.211)		(2.191)	(1.403)	(2.573)		5.907	0.577	(1.017)		(0.211)	
One time transactions									0.851					
Restructuring Costs											0.244			
Adjusted EBITDA from continuing operations	\$ (4.220)	\$ (7.604)	\$ (5.744)	\$ (3.910)	\$ 1.379	\$ 0.727	\$ (6.547)	\$ 7.663	\$ 2.218	\$ 5.083	\$ 0.425	\$ (34.783)	\$ (21.478)	\$ 3.222

Adjusted EBITDA Reconciliation (Rx)

调整后息税折旧摊销前利润（EBITDA）对账（处方药业务）

	FY 2022				FY 2023				FY 2024			FY21 Jun	FY22 Jun	FY23 Jun	
	Q1	Q2	Q3	Q4	Q1	Q2	Q3	Q4	Q1	Q2	Q3				
	Sep	Dec	Mar	Jun	Sep	Dec	Mar	Jun	Sep	Dec	Mar				
<i>Actual</i>	<i>Actual</i>	<i>Actual</i>	<i>Actual</i>	<i>Actual</i>	<i>Actual</i>	<i>Actual</i>	<i>Actual</i>	<i>Actual</i>	<i>Actual</i>	<i>Actual</i>	<i>Actual</i>	<i>Actual</i>	<i>Actual</i>	<i>Actual</i>	
Adjusted EBITDA Reconciliation															
Net income (Loss)	(\$25.022)	(\$5.387)	(\$49.368)	(\$1.332)	\$1.001	(\$3.996)	(\$5.376)	3.677	(\$7.321)	\$0.667	(\$1.876)	(\$46.518)	(\$81.109)	(\$4.694)	
Interest expense-net	0.757	0.729	0.796	1.028								2.605	3.310		
Income tax (expense) benefit	(0.107)	(0.003)								0.828	0.245	0.259	(0.110)	6.271	
Depreciation & Amort.	2.094	2.079	2.066	1.582	1.574	1.572	1.564	1.562	1.554	1.510	1.449	5.887	7.821	2.730	
Impairment of goodwill/intangibles	19.453		45.196			2.600		0.130				12.825	64.649	5.699	
Stock-based compensation expense	1.193	1.148	1.187	1.146	1.153	2.974	0.787	0.784	0.725	0.707	0.699	3.138	4.674	4.724	
Other Expense (Income), net	(0.751)	(0.775)	(0.779)	(0.278)	1.073	1.217	1.229	1.205	0.699	1.170	1.187	(0.803)	(2.583)	(0.578)	
Loss (Gain) from contingent considerations	0.219	0.277	(1.257)	(0.999)	0.128	0.104	(0.345)	(0.465)				(4.459)	(1.760)		
Gain (Loss) on debt extinguishment			(0.169)									1.569	(0.169)	(4.793)	
Gain on Derivative Warrant Liability			(0.211)		(2.191)	(1.403)	(2.573)	1.374	5.907	0.577	(1.017)		(0.211)		
One time transactions									0.851						
Restructuring Costs											0.244				
Adjusted EBITDA from cont operations	(\$2.164)	(\$1.932)	(\$2.539)	\$1.147	\$2.738	\$3.068	(\$4.714)	\$8.267	\$2.415	\$5.459	\$0.931	(\$25.497)	(\$5.488)	\$9.359	

Adjusted EBITDA Reconciliation (Consumer Health)

调整后息税折旧摊销前利润 (EBITDA) 对账 (消费者健康业务)

	FY 2022				FY 2023				FY 2024			Annual		
	Q1	Q2	Q3	Q4	Q1	Q2	Q3	Q4	Q1	Q2	Q3	FY20	FY21	FY22
	Sep	Dec	Mar	Jun	Sep	Dec	Mar	Jun	Sep	Dec	Mar	Jun	Jun	Jun
	<i>Actual</i>	<i>Actual</i>	<i>Actual</i>	<i>Actual</i>	<i>Actual</i>	<i>Actual</i>	<i>Actual</i>	<i>Actual</i>	<i>Actual</i>	<i>Actual</i>	<i>Actual</i>	<i>Actual</i>	<i>Actual</i>	<i>Actual</i>
Adjusted EBITDA Reconciliation														
Net income (Loss)	(\$1.394)	(\$1.957)	(\$0.762)	(\$13.352)	(\$0.827)	(\$1.413)	(\$1.423)	(6.098)	(\$0.647)	(\$0.791)	(\$0.875)	(\$3.157)	(\$7.760)	(\$17.465)
Interest expense-net	0.033	0.027	0.035	0.037								0.471	0.231	0.132
Income tax (expense) benefit														
Depreciation & Amort.	0.413	0.382	0.381	0.382	0.281	0.281	0.280	0.274	0.387	0.389	0.385	0.690	1.801	1.557
Impairment of goodwill/intangibles				10.809				5.094	0.205					10.809
Stock-based compensation expense	0.014	0.013	0.014	0.016	0.015	0.080	0.114	0.115	0.010	0.113	0.112	0.288	0.436	0.058
Other Expense (Income), net			0.003		0.038	(0.018)	(0.014)	0.047		0.009	0.008	(0.019)	0.017	0.003
Loss (gain) from contingent considerations							(0.389)							
Gain (Loss) on debt extinguishment												0.316		
Gain on Derivative Warrant Liability														
One time transactions														
Adjusted EBITDA from cont operations	(\$0.934)	(\$1.535)	(\$0.329)	(\$2.108)	(\$0.493)	(\$1.070)	(\$1.432)	(\$0.568)	(\$0.045)	(\$0.280)	(\$0.370)	(\$1.411)	(\$5.275)	(\$4.906)