



BanyanGold

YUKON'S NEW GOLD RUSH
掀起育空地区新一轮的淘金热

Corporate Presentation / 公司介绍
September 20, 2024 / 2024年9月13日

TSXV:BYN | OTCQB:BYAGF

FORWARD LOOKING STATEMENTS

前瞻性声明

This presentation contains forward-looking information, which is not comprised of historical facts and is based upon the Company's current internal expectations, estimates, projections, assumptions and beliefs. Such information can generally be identified by the use of forwarding-looking wording such as "may", "will", "expect", "estimate", "anticipate", "intend(s)", "believe", "potential" and "continue" or the negative thereof or similar variations. Forward-looking information involves risks, uncertainties and other factors that could cause actual events, results, performance, prospects and opportunities to differ materially from those expressed or implied by such forward-looking information. Forward looking information in this presentation includes, but is not limited to, the Company's plans for future metallurgical test work; potential future economic studies, potential future advancement and optimization of processing flow sheets, and statements regarding process flow sheet expectations; plans for exploration; and statements regarding exploration expectations, prospectivity of the Company's property interests, mineral resource estimates; mineral recoveries and anticipated mining costs.

Factors that could cause actual results to differ materially from such forward-looking information include uncertainties inherent in resource estimates, continuity and extent of mineralization, capital and operating costs varying significantly from estimates, the preliminary nature of metallurgical test results, delays in obtaining or failures to obtain required governmental, environmental or other project approvals, political risks, uncertainties relating to the estimation of mineral resources and the availability and costs of financing needed in the future, changes in equity markets, inflation, changes in exchange rates, fluctuations in commodity prices, availability of funding, and the other risks involved in the mineral exploration and development industry, enhanced risks inherent to conducting business in any jurisdiction, and those risks set out in Banyan's public documents filed on SEDAR. Although Banyan believes that the assumptions and factors used in preparing the forward-looking information in this news release are reasonable, undue reliance should not be placed on such information, which only applies as of the date of this news release, and no assurance can be given that such events will occur in the disclosed time frames or at all. Banyan disclaims any intention or obligation to update or revise any forward-looking information, whether as a result of new information, future events or otherwise, other than as required by law.

Cautionary Note to U.S. Investors Concerning Estimates of Measured, Indicated and Inferred Resources: This presentation uses the terms "Measured", "Indicated" and "Inferred" Resources. U.S. investors are advised that while such terms are recognized and required by Canadian regulations, the Securities and Exchange Commission does not recognize them. "Inferred Resources" have a great amount of uncertainty as to their existence, and great uncertainty as to their economic and legal feasibility. It cannot be assumed that all or any part of an inferred resource will ever be upgraded to a higher category. Under Canadian rules, estimates of Inferred Resources may not form the basis of feasibility or other economic studies. U.S. investors are cautioned not to assume that all or any part of an Inferred Mineral Resource exists, or is economically or legally mineable.

Qualified Person:

Paul D. Gray, P.Geo., Banyan's geological consultant, is a "qualified person" within the meaning of such term as set forth in National Instrument 43-101 of the Canadian Securities Administrators, has verified and supervised the preparation of all of the scientific and technical information contained in this presentation.



7 Million Oz. Pit Constrained Inferred Resource

AIRSTRIP	845,000 oz Au at 0.75 g/t at 0.30 g/t Au cutoff
POWERLINE	6,158,000 oz Au at 0.63 g/t at 0.30 g/t Au cutoff

Prepared in accordance with NI 43-101 standards Reference News Release: February 7, 2024. Marc Justas, P.Eng, M.A.Sc., Ginto Consulting Inc. Technical report to be filed on SEDAR within 45 days.

LEADING THE GOLD RUSH TO DEVELOPMENT

引领黄金开发热潮

EVOLVING 25M+ OZ DISTRICT

不断发展壮大的采矿区，资源量高达2500万盎司

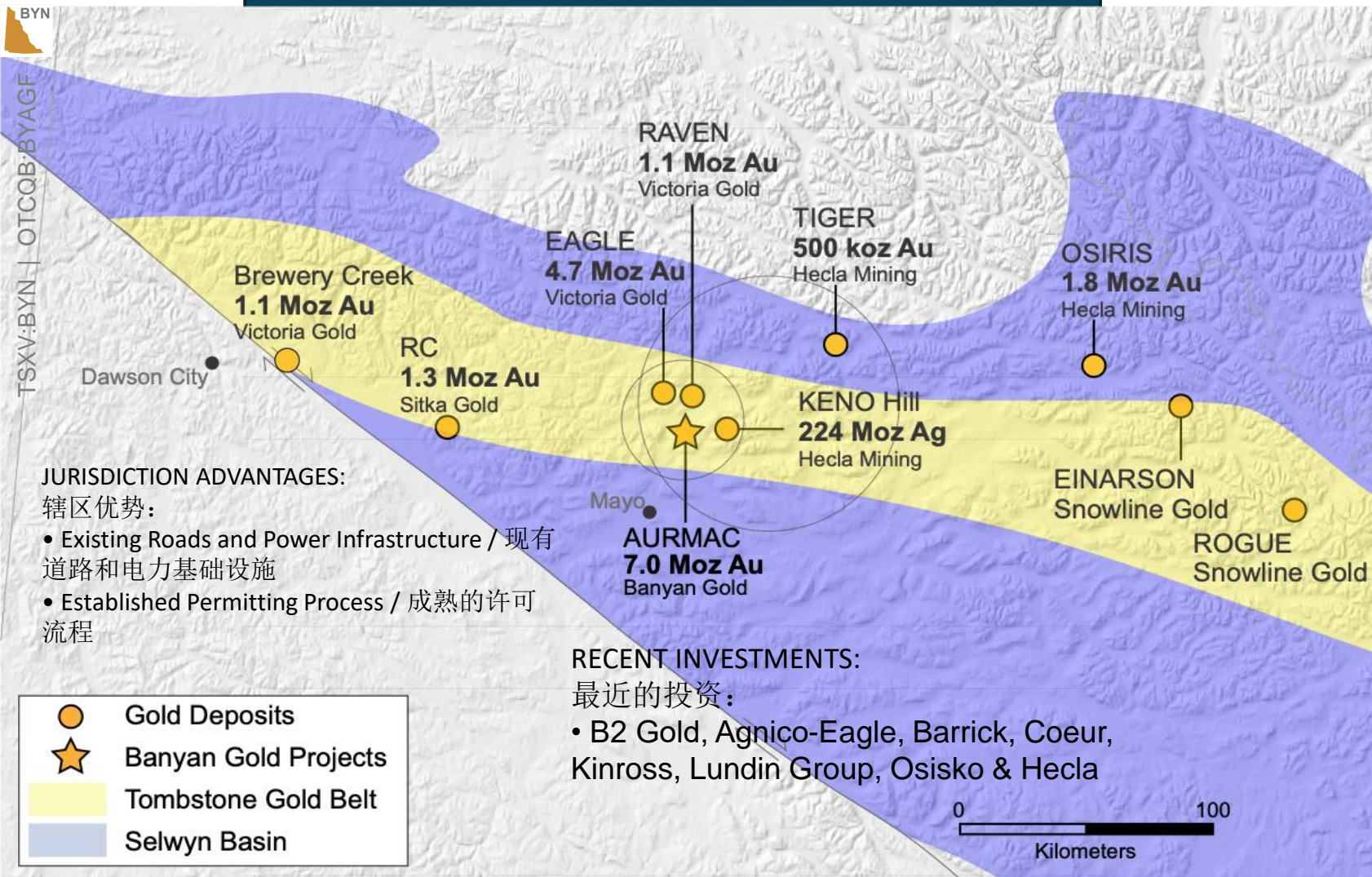
Underexplored / 未充分勘探

Tombstone Gold Belt
Tombstone黄金带

+25M
超过2500万

AU EQ WITHIN IMMEDIATE DISTRICT
在眼下勘探钻探区域的黄金当量

INFRASTRUCTURE, EXISTING MINES
基础设施，现有矿山
VERY LARGE GOLD DEPOSITS AND ENDOWMENT
规模很大的金矿床和资源禀赋



TOP FIVE REASONS TO INVEST IN BANYAN

投资BANYAN的五大理由

7 Million oz.

Pit Constrained
Inferred Resource / 700万盎司
矿坑内推断资源量

AIRSTRIP

845,000 oz. Au at 0.75 g/t at 0.30 g/t Au cutoff
84.5万盎司，平均金品位0.75克/吨，边界金品位0.30克/吨

POWERLINE

6,158,000 oz. Au at 0.63 g/t at 0.30 g/t Au cutoff
615.8万盎司，平均金品位0.63克/吨，边界金品位0.30克/吨

Reference News Release February 7, 2024, Marc Jutras, P.Eng. M.A.Sc., Ginto Consulting Inc. 0.30 g/t cut-off grade, US\$/CAN\$ exchange rate of 0.75 and constrained within an open-pit shell optimized with the Lerchs-Grossman algorithm to constrain the Mineral Resources. Parameters: gold price of US\$1,800/ounce, US\$2.50/t mining cost, US\$5.50/t processing cost, US\$2.00/t G+A, 80% gold recovery, and 45° pit slope. LG pit shell at Gold price \$1800 USD/oz. Technical Report filed on Sedar March 18, 2024.



1

SIZE & SCALE

大小与规模

Tier 1 Status - 7.0 M+ oz.
资源量超过700万盎司的1级资产
Untested Exploration Targets
未经测试的勘探靶区
~\$5 CAD oz Enterprise Value
每盎司黄金的企业价值为5加元



2

LEADERSHIP

管理团队

Experienced Team
经验丰富的团队
Track Record For Success
有诸多过往的成功案例



3

TREASURY & ACTIVE INCOME

充足的资金和积极的收入

Funded Through 2025 / 资金能用到2025年
Revenue of \$1M+ for 2024 / 2024年收入超过\$100万



4

INFRASTRUCTURE

基础设施

Existing Roads, Hydro Power, Communications
现成的道路、水电、通信



5

EXISTING MINES

现有矿山

Permitted hard rock Au/Ag & placer mines
获得许可的硬岩金/银矿和砂金矿

POTENTIAL TO GROW 10M+ oz.

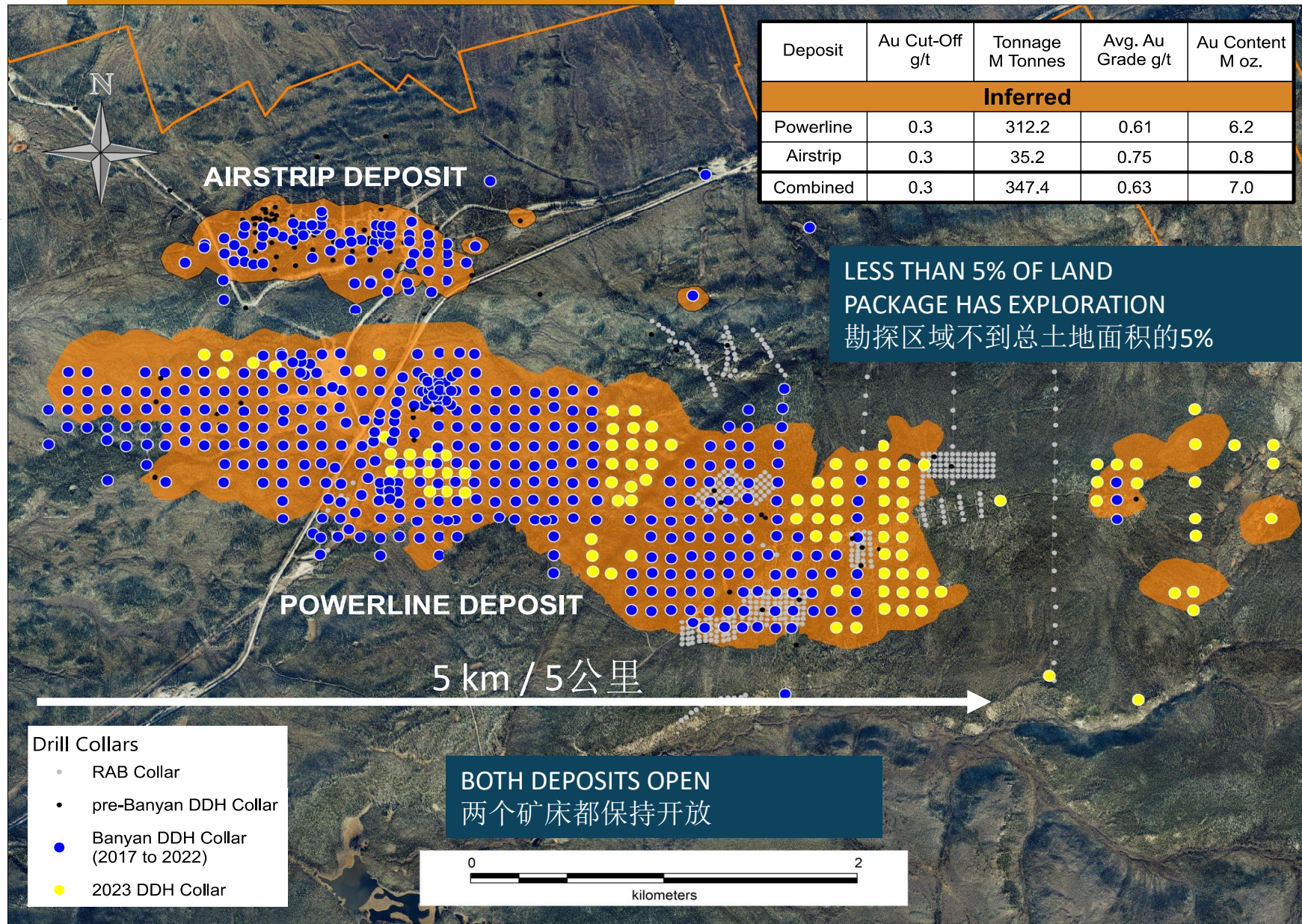
增长到**1000**万盎司以上的潜力

PIT CONSTRAINED RESOURCE ESTIMATE:
矿坑内资源量估测:

7 MILLION oz.
@ 0.63 g/t Au
700万盎司
金品位0.63克/吨

February 7, 2024*2024年2月7日*

Reference February 7, 2024, Marc Jutras, P.Eng, M.A.Sc., Ginto Consulting Inc. 0.30 g/t cut-off grade, US\$/CAN\$ exchange rate of 0.75 and constrained within an open-pit shell optimized with the Lerchs-Grossman algorithm to constrain the Mineral Resources. Parameters: gold price of US\$1,800/ounce, US\$2.50/t mining cost, US\$5.50/t processing cost, US\$2.00/t G+A, 80% gold recovery, and 45° pit slope. LG pit shell at Gold price \$1800 USD/oz. Technical Report filed on Sedar March 18, 2024. / 参考2024年2月7日由Ginto Consulting Inc. 专业工程师、应用工程硕士 Marc Jutras 编写的技术报告。边界品位为0.30克/吨。美元/加元的汇率为0.75。露天矿坑外壳用Lerchs-Grossman算法优化,以限制矿产资源量。参数:金价1800美元/盎司,开采成本2.50美元/吨,加工成本5.50美元/吨,一般及行政开支2.00美元/吨,堆浸回收率80%,矿坑坡度45°。LG矿坑外壳,金价1800美元/盎司。技术报告已于2024年3月18日提交至Sedar。



2024 VALUE CREATION / 2024 年的价值创造机会

BYN

TSXV:BYN | OTCQB:BYAGF

I

SCOPING STUDIES & PRELIMINARY ENGINEERING

规模研究与初步工程设计

II

METALLURGY / 冶金

Optimize processing
优化流程

III

EXPLORATION /

STRATEGICALLY

TARGETED / 勘探/确定战略靶区

- Conversion to Indicated / 转化为指示资源量
- Resource Expansion / 资源扩展
- Definition of starter pit areas / 确定起始坑开采区域
- High Grade controls / 高品位成矿控制

IV

Expansion of Baseline

ENVIRONMENTAL

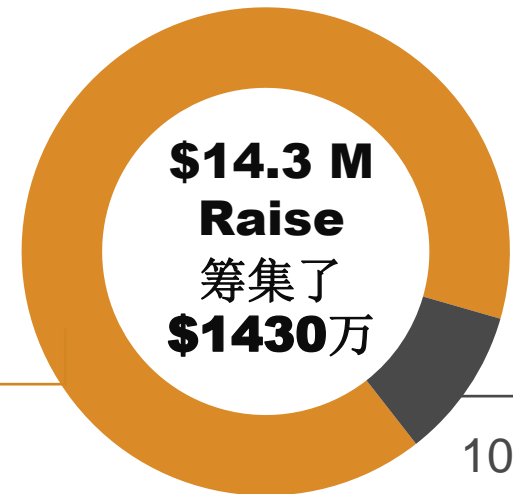
PROGRAMS / 扩大环境基准评估计划



20,000 m
STRATEGIC
DRILL
PROGRAM
20,000米的战略
钻探项目

JUNE 2024 FINANCING ALLOCATION

2024年6月的融资分配



AurMac Project Definition

AurMac项目确定

- ✓ Drill 20,000M / 2万米钻探
- ✓ PEA – Dec 2025 / 2025年12月完成初步经济评估
- ✓ Metallurgy / 冶金
- ✓ Engineering/modelling / 工程/建模
- ✓ Baseline Environmental / 环境基准评估

Exploration Growth / 增加勘探

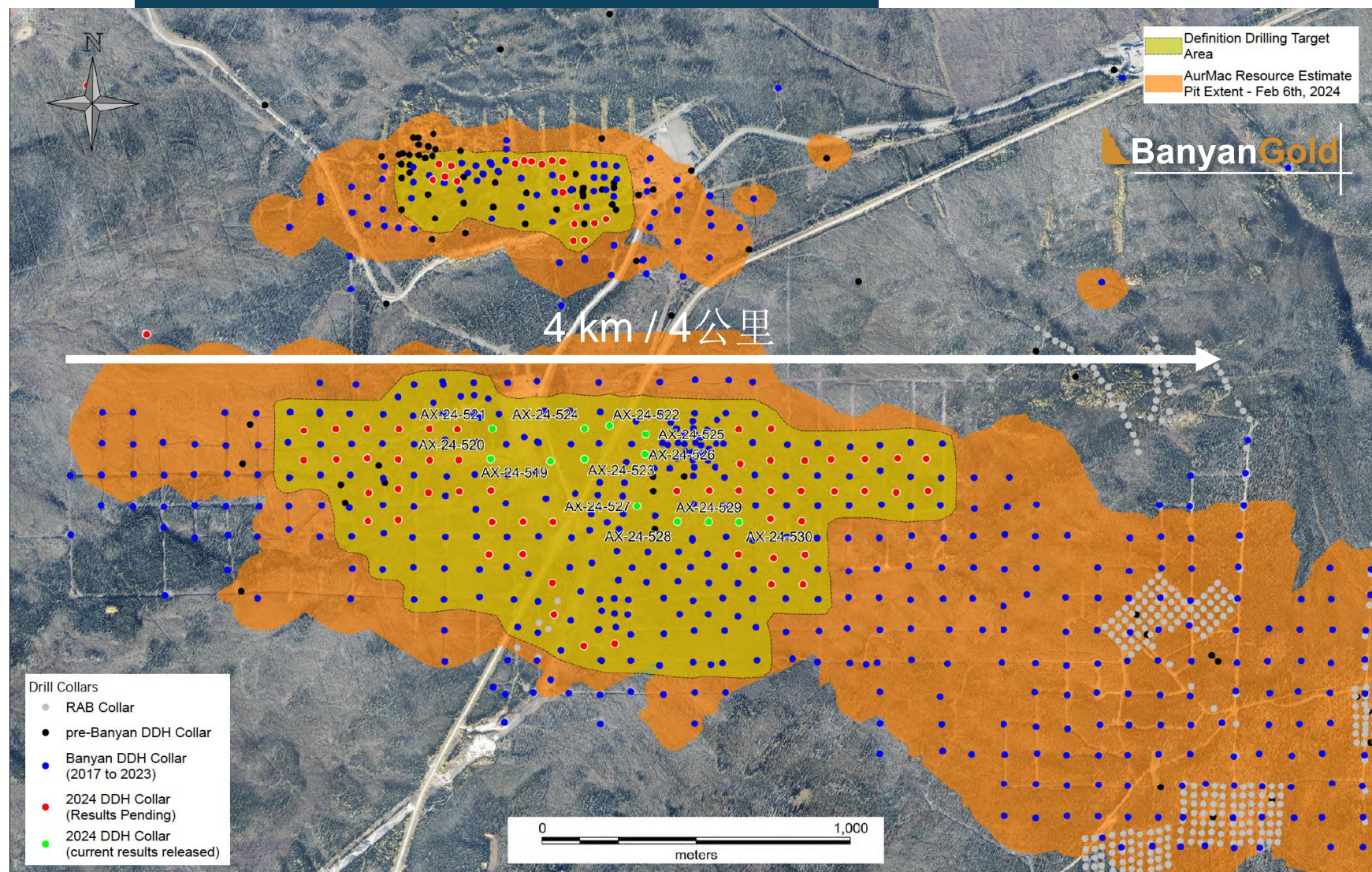
- ✓ Exploration Growth / 勘探活动增加
- ✓ Geophysics (Z-tem) (intrusions) / 地球物理勘测 (Z-周期) (侵入体)

2024 EXPLORATION UPDATE 2024年勘探更新

- 19,000m Drilled to Date in 2024 / 2024年迄今为止已经钻探了1.5万米
- Three Drills on Site / 现场有三台钻机
- 20,000 m Planned in 2024 and early 2025 program / 计划是2024年和2025年初进行2万米钻探

Assay highlights include: / 钻探结果亮点包括:

- AX-24-519: **138.7 m 0.52 g/t Au** from surface (6.1m) / 钻孔AX-24-519从地表(6.1米)钻获金品位**0.52克/吨**的**138.7米**矿段
- AX-24-520: **98.1m of 0.72 g/t** (33.7m) / 钻孔AX-24-520从33.7米钻获金品位**0.72克/吨**的**98.1米**矿段
- AX-24-522: **184.3m of 0.60 g/t Au** from near-surface (24.9m) / 钻孔AX-24-522从近地表(24.9米)钻获金品位**0.60克/吨**的**184.3米**矿段
- AX-24-524: **197.0m of 0.72 g/t Au** from surface (10.5m) / 钻孔AX-24-524从地表(10.5米)钻获金品位**0.72克/吨**的**197.0米**矿段
- AX-24-525: **55.1m of 0.91 g/t Au** from surface (5.3m) / 钻孔AX-24-525从地表(5.3米)钻获金品位**0.91克/吨**的**55.1米**矿段



GIVING BACK 回馈社会

*Every Student,
Every Day*

**OVER
\$2,250,000
FUNDED**
资助了超过**\$225
万**

To projects that
address student
attendance
– ACROSS THE
YUKON / 用于解决育
空各地学生出勤问题
的项目



DOING IT RIGHT

坚持做对的事情

STRONG COMMITMENT TO COMMUNITY AND
COMMUNITY SUPPORT / 对社区和社区支持秉承坚定承诺



ENVIRONMENTAL RESPECT / 爱护环境

EXCEED INDUSTRY BEST PRACTICES / 超越行业最佳实践
Minimize roads and trails – winter work / 冬季作业尽可能减少使用道路
和小径
Baseline Surveys – 3 years / 基础环境调研—3年
Robust Permit to May 2028 / 许可证可用至2028年5月
Powerlines – Hydro dam / 输电线路—水坝
Recycle and Re-Use / 回收和再利用



COMMUNITY INVOLVEMENT / 社区参与

FIRST NATION NA-CHO NYÄK DUN / NA-CHO NYÄK DUN原住民
NNDC – Development Corporation / 开发公司

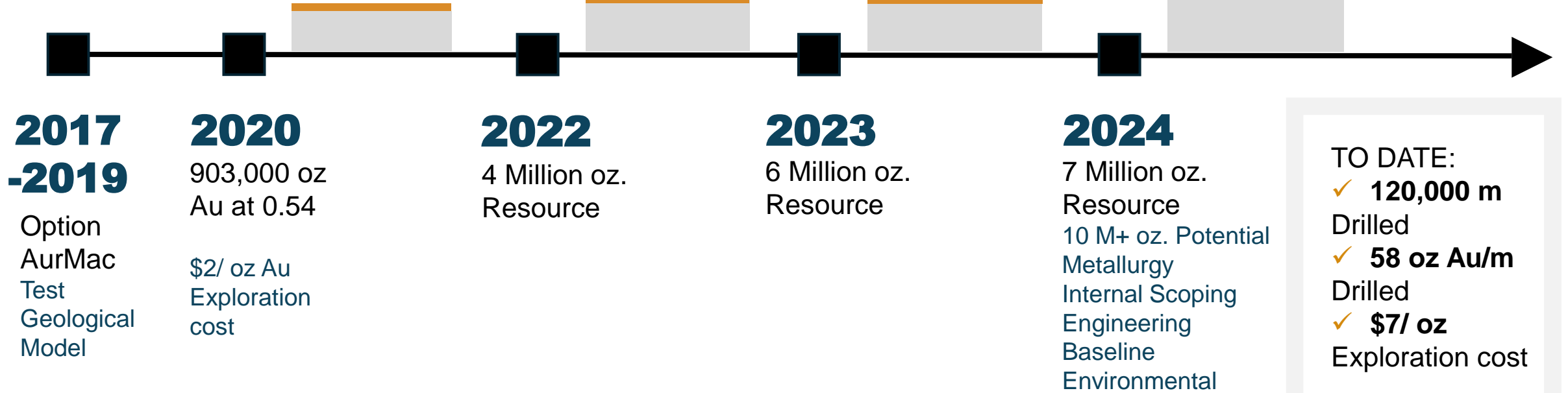
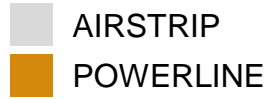
TRAINING • SAFETY • LOCAL LABOUR
培训 • 安全 • 本地劳动力
STRONG COMMUNICATION
强大的沟通能力



Yukon Geoscience Award for contributing
toward the development of healthier communities
and protecting the natural environment
获得**育空地球科学奖**，以表彰对促进健康社区发展和
保护自然环境做出的贡献

VALUE CREATION PATHWAY

INFERRED RESOURCE GROWTH



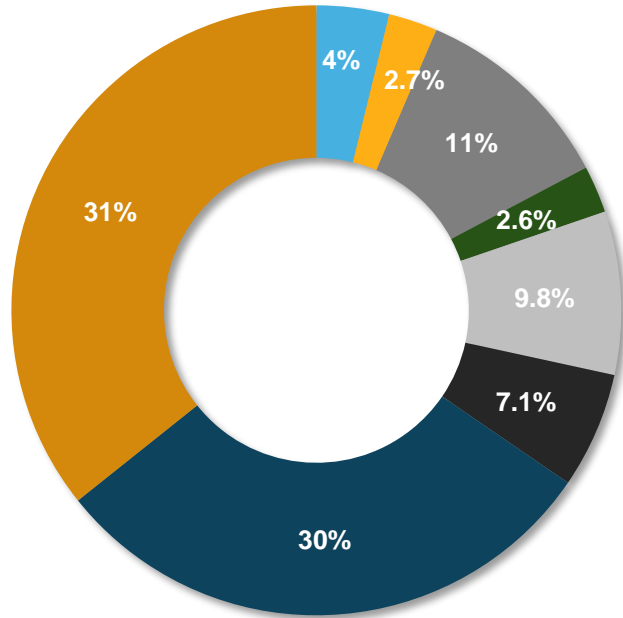
TO DATE:

- ✓ 120,000 m Drilled
- ✓ 58 oz Au/m Drilled
- ✓ \$7/ oz Exploration cost

CAPITAL STRUCTURE 股本结构

SHAREHOLDER OWNERSHIP

股东持股比例

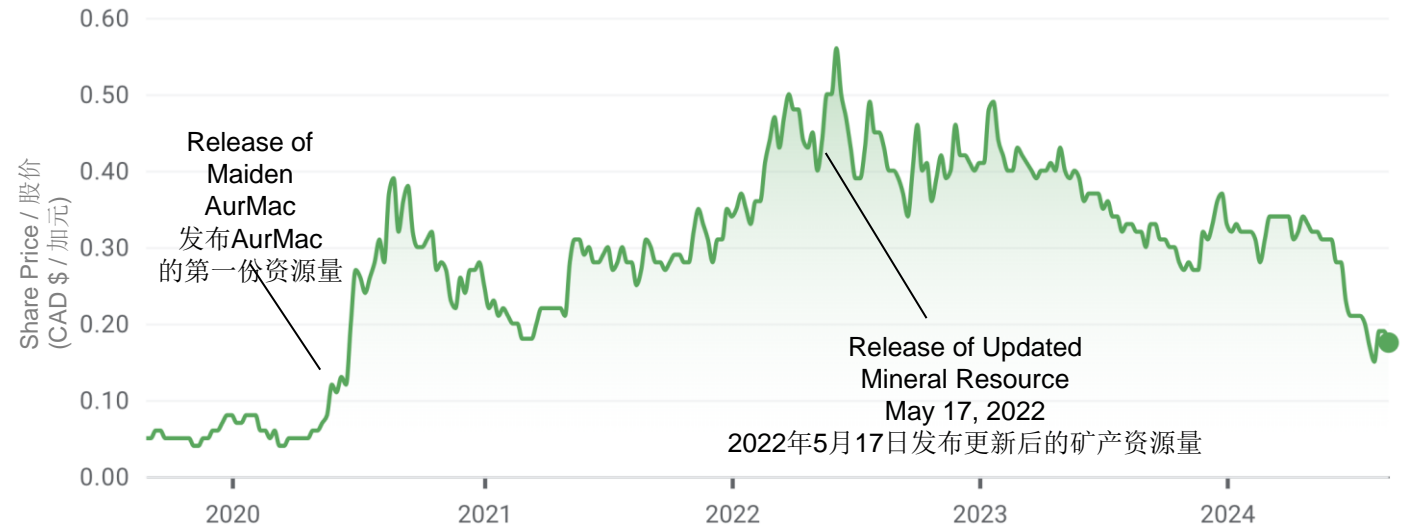


- Institutions/High Net Worth Investors / 机构/高净值投资者
- Retail / 散户投资者
- Tara Christie
- Osisko Development
- Franklin Gold & Precious Metals
- Fidelity
- Insiders & Management/ 内部人士和矿业高管
- VGCX - Banyan Opportunity

MARKET CAPITALIZATION 市值	Current Price / 当前股价	\$0.22	52 Week High/Low 52周最高/最低	\$0.38/0.15
	Shares Outstanding (Basic) / 基本流通股数量	328.8 M 3.288亿股	Market Capitalization 市值	~ \$70 M 约\$5500万
	Fully Diluted / 完全稀释后	354.1 M 3.541亿股	Cash (June 22, 2024) 现金 (截止2024年6月22日)	\$18 M \$1800万
	Options Outstanding / 未行权期权	25.3 M 2530万份	Warrants / 认股权证	0

REVENUE OF \$1.1M TO \$1.5M EXPECTED IN 2024

预计2024年产生\$110万-\$150万收入





Richard Gray
Cormark
Price target \$0.50
目标价\$0.50



Don Blyth
Paradigm
Price Target \$ 0.85
目标价\$0.85



Jeff Clark
The Gold Advisor



Brien Lundin
Gold Newsletter

FINANCINGS / 融资

June 2024 / 2024年6月

\$14.3 M / \$1430万

- \$8.8 M Charity at 0.38 / \$880万的慈善证券，发行价格\$0.38
- \$5.0 M FT at 0.34 / \$500万的流转证券，发行价格\$0.34
- \$500K at 0.27 / \$50万，发行价格\$0.27

June 2022 / 2022年6月

\$17 M / \$1700万

- \$16.2 M Charity at \$0.63 / \$1620万的慈善证券，发行价格\$0.63
- \$5.3 M FT at \$0.55 / \$530万的流转证券，发行价格\$0.55
- \$8.6 M at \$0.45 / \$860万，发行价格\$0.45

December 2022 / 2022年12月

\$12.2 M / \$1220万

- \$12.9 M FT at \$0.568 / \$1290万的流转证券，发行价格\$0.568
- \$12 M at \$0.40 / \$1200万，发行价格\$0.40

July/August 2021 / 2021年7月/8月

\$16 M / \$1600万

- \$11.5 M Charity at 0.38 / \$1150万的慈善证券，发行价格\$0.38
- \$2.2 M FT at 0.35 / \$220万的流转证券，发行价格\$0.35
- \$2.2 M at 0.28 / \$220万，发行价格0.28

COVERAGE / 研究报告

Analysts/News Writers / 分析师/新闻写作者

LEADERSHIP – RECORD OF VALUE CREATION

领导团队 – 创造价值的履历

MANAGEMENT / 管理层



Tara Christie
MAsc., P.Eng.
President &
CEO / 应用科学硕士
、专业工程师
总裁兼首席执行官



David Rutt
CMA, CPA
Chief Financial
Officer / 注册管理
会计师、特许专业
会计师
首席财务官



Jasmine Sangria
MBA
VP Corporate
Communications
工商管理硕士，
企业传播副总裁



Kai Woloshyn
BSc.
VP Project
Development
理学学士
项目开发副总裁



James Thom
MSc.
Exploration
Manager
理学硕士
勘探经理



Marc Blythe
P.Eng.
Chair
专业工程师
主席



Steve Burleton
MBA, CFA
Director
工商管理硕士、
注册金融分析师
董事



Hayley Halsall-Whitney
MAsc., MBA,
P.Eng. Director
应用科学硕士、工
商管理硕士、专业
工程师、董事



David Reid
LLB
Director
法学学士
董事



Henry Marsden
MSc.
Advisor
理学硕士
顾问



Jason Neal
BBA
Advisor
工商管理学士、
顾问



Brad Thrall
BSc, MBA
Advisor
理学学士、
工商管理硕士、
顾问

BOARD & ADVISORS / 董事和顾问

Governance 治理



ESG

环境、社会和治理



Yukon

Experience
在育空的经验



Geology 地质学



Pre-Mine
Development
矿山前期开发



Mine
Development
矿山开发



Permitting / 许可



M&A / 并购



Capital
Markets
并购市场



CONVENTIONAL FLOW MILL FLOW SHEETS 传统磨矿流程图

93% Gold Recovery

for the Carbon in Leach (“CIL”)/Carbon in Pulp (“CIP”) process
碳浸法 (CIL) /碳浆法 (CIP)


工艺处理后，**黄金采收率为93%**

Gravity and Flotation

84% Gold Recovery

通过重选和浮选工艺处理后**黄金采收率为84%**

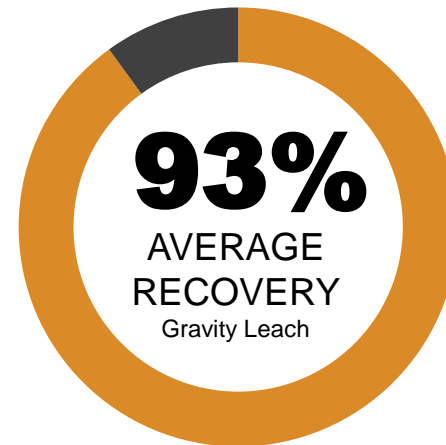
- ✓ GRAVITY RECOVERY has shown it may be an effective part of the flow sheet ~ 53% / 重力采收显示可能占流程图中有效部分约为53%
- ✓ FLOTATION RECOVERY has rougher concentrate – 89% of gold / 浮选采收中粗精矿中含有约89%黄金
- ✓ LOW MASS PULL of 3.7% / 大块废矿石含量低，约为3.7%
- ✓ MINIMAL FOOTPRINT – very small tailings pond / 占地面积小 - 尾矿库非常小



METALLURGY – ROBUST RECOVERIES

冶金 –强劲的采收率

HOW MUCH OF THE GOLD WILL GET RECOVERED / 矿石中有多少黄金能够被采收



PHASE 1 RESULTS POSITIVE. OPTIMIZING RECOVERIES & REDUCING COSTS/ CAPITAL WITH ONGOING WORK THROUGH 2024.

第1阶段的结果很好。我们将通过**2024**年持续的工作来优化黄金采收率并降低成本和资本支出。

- **Environmental** - Low sulphide concentration and excess buffering capacity indicates Powerline is non-acid generating / 环境—硫化物浓度低，缓冲能力强，表明Powerline矿床不会产生酸
- **Low cyanide consumption** - At an average of 0.52 kg/t (P₈₀ 75 μm) / 氰化物消耗量低 - 平均为0.52千克/吨
- **Heap Leach & Combinations** Heap leach gold recovery estimated to range from 64-72% / 堆浸法和其他冶金方法组合 - 估计堆浸法提取黄金采收率在64%-72%之间

AurMac Advantage: AurMac项目区的优势:

- ✓ Existing Roads and Access / 现有道路和通道
- ✓ No Key wildlife Areas / 没有重点野生动物保护区
- ✓ Existing Hydroelectric Power - ESG Important for major miners / 现成的水力发电—对大型矿商很重要的ESG
- ✓ Existing baseline Environmental data / 现成的基准环境数据
- ✓ 15+ Years of regional baseline data - Banyan data since 2021 / 超过15年的区域基线数据，以及自2021年以来Banyan自己的数据
- ✓ Settled First Nation, existing agreements / 有原住民定居，有现成的协议

POTENTIAL TO MOVE FORWARD QUICKLY - IN THIS GOLD CYCLE
在这个黄金周期中迅速向前推进的潜力

AURMAC PERMIT ADVANTAGE AURMAC许可证优势

	YEAR 1 第一年	YEAR 2 第二年	YEAR 3 第三年	YEAR 4 第四年	YEAR 5 第五年
PEA 初步经济评估					
Baseline Studies 基准研究					
YESAB					
Quartz Mining License 石英开采许可					
Construction 施工					
Water Licence 水许可					

YUKON ADVANTAGE: / 育空的地理优势:

- ✓ World-Class Geological District / 世界级地质区域
- ✓ Established Permitting progress / 成熟的许可程序
- ✓ Infrastructure / 基础设施



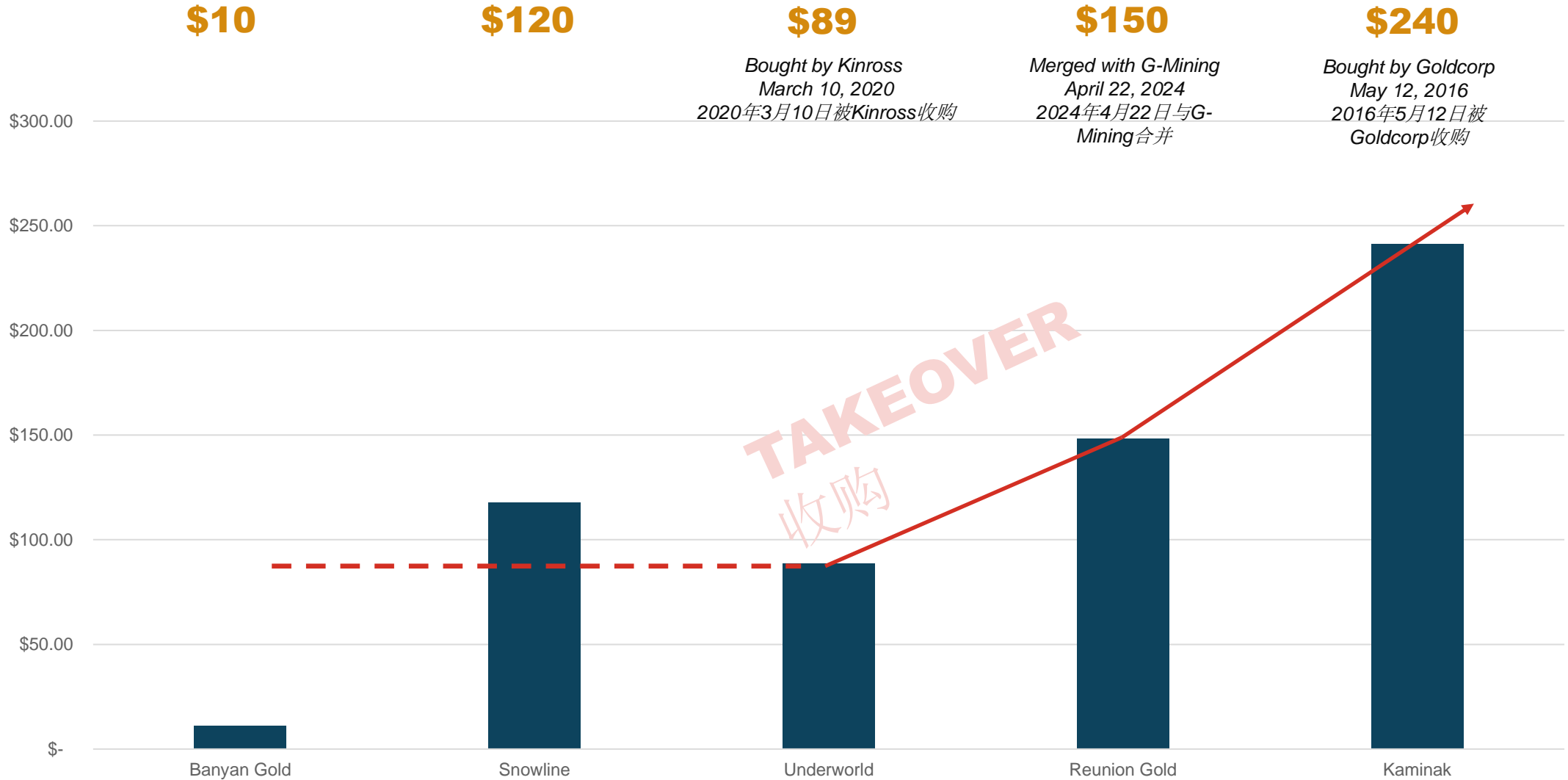
GOLD EXPLORERS - COST PER OUNCE

黄金勘探商-每盎司成本



TSXV:BYN | OTCQB:BYAGF

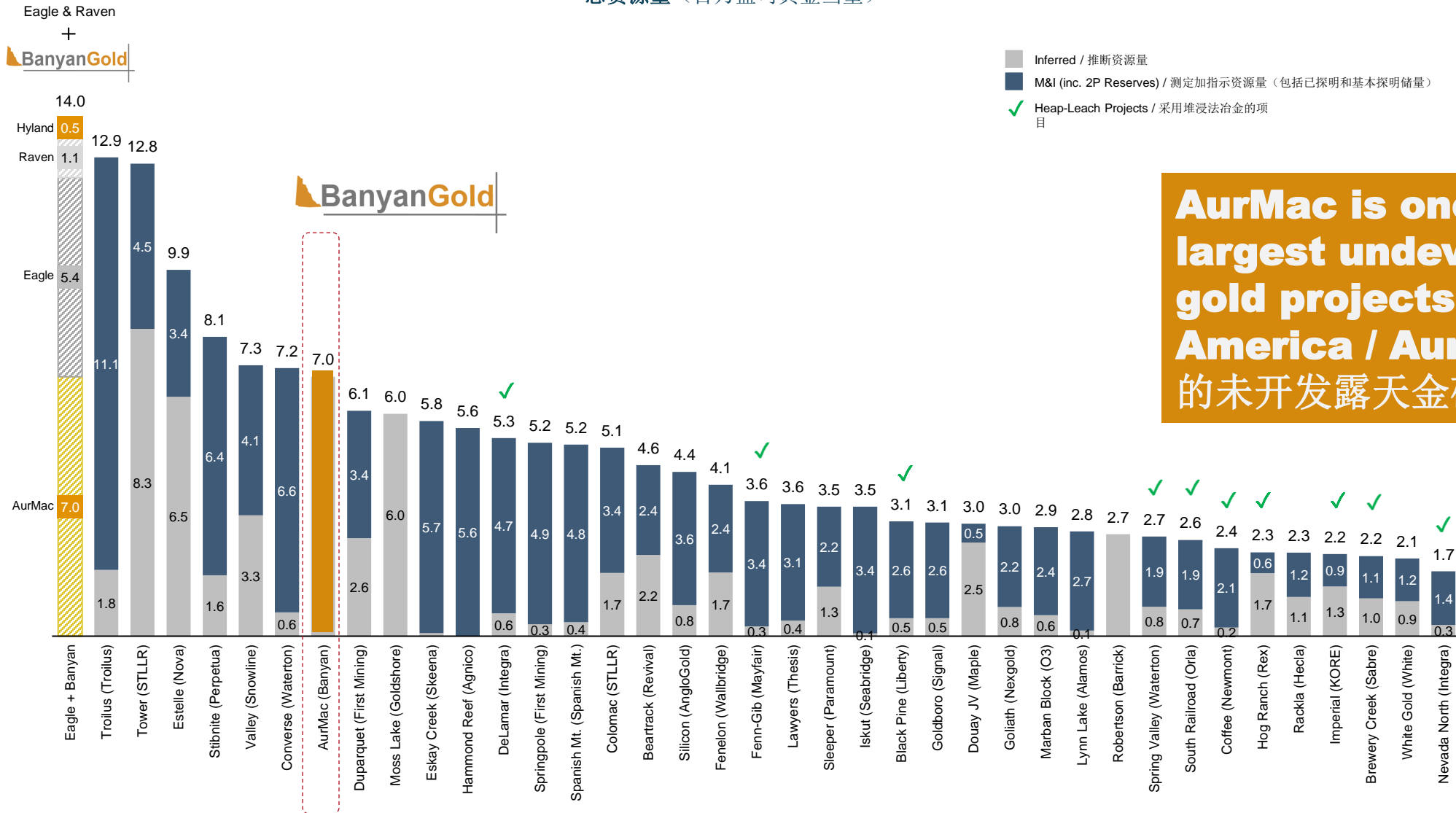
Market Cap / Attributed Resource CAD \$ / oz Au Eq
市值 / 可归属的资源 加元 / 每盎司黄金当量



AURMAC vs. SELECT OP GOLD PROJECTS N.AMERICA

AURMAC与北美部分露天黄金项目对比

Total Resource (MMoz AuEq)
总资源量 (百万盎司黄金当量)



AurMac is one of the largest undeveloped OP gold projects in North America / AurMac是北美最大的未开发露天金矿项目之一

Sources: Company materials and S&P Capital IQ as of September 4, 2024
资料来源: 截至2024年9月4日的公司资料和S&P Capital IQ

WHY BANYAN WHY NOW

现在马上投资 BANYAN 的理由

Positioned for \$2500+ Gold price
抓住黄金价格\$2500+的机会



VALUE CREATION STRATEGY / 价值创造策略
LACK OF PROJECTS +7M oz / 拥有超过700万盎司黄金的项目
Tier 1 Opportunity / 成为一级资产的机遇
Low-cost exploration / 低成本勘探



DEMONSTRATED ECONOMIES OF SCALE
显示出规模经济效益
Compelling Current Valuation ~\$10 CAD oz Enterprise Value / 当前估值对应的每盎司企业价值为\$10加元
District-Scale Growth / 地区规模增长潜力



HISTORIC MINING DISTRICT / 历史采矿区
Permitted hard rock Au/Ag & placer mines / 获得许可的硬岩金/银矿和砂金矿
Baseline data / 基准数据



ADVANCING TOWARDS DEVELOPMENT / 向开发推进
Focus: Metallurgy & Technical Scoping Studies & Preliminary Engineering / 重点：冶金和技术范围研究和初步工程设计



INFRASTRUCTURE
基础设施
Roads/Power
道路/电力
Safe Jurisdiction
安全的辖区



\$18M IN TREASURY + ACTIVE INCOME
\$1800万资金+积极的收入
一直到2025年资金充足
Revenue of \$1.1M to \$1.5M expected in 2024 / 预计2024年的收入在\$110万至\$150万之间



YEAR-ROUND EXPLORATION / 全年勘探
Employing local community
雇用本地劳动力



STRONG SHAREHOLDER SUPPORT / 强大的股东支持
New mining district being established
正在建立新的采矿区



Tara Christie
President & CEO
总裁兼首席执行官
tchristie@banyangold.com
T: (888) 629-0444

EMAIL / 电邮: info@banyangold.com

WEBSITE / 网站:

www.BanyanGold.com

